



Independent Auditor's Report

To the Members of Lumax Fae Technologies Private Limited

Report on the Standalone Ind AS Financial Statements

1. Opinion

We have audited the accompanying Standalone Ind AS financial statements of **LUMAX FAE TECHNOLOGIES PRIVATE LIMITED** ("the Company"), which comprise the Balance Sheet as at 31st March, 2021 and the Statement of Profit and Loss (including Other Comprehensive Income), the Cash Flow Statement and the Statement of Changes in Equity for the year then ended, and notes to financial statements, including a summary of the significant accounting policies and other explanatory information.

In our opinion and to the best of our information and according to the explanations given to us, the aforesaid Standalone Ind AS financial statements give the information required by the Act in the manner so required and give a true and fair view in conformity with the accounting principles generally accepted in India, of the state of affairs of the Company as at 31st March, 2021, and its Loss, total comprehensive income, its cash flows and the changes in equity for the year ended on that date.

2. Basis for Opinion

We conducted our audit in accordance with standards on auditing (SAs) specified under section 143(10) of the Companies Act, 2013. Our responsibilities under those Standards are further described in Auditor's Responsibilities for the audit of the Financial Statements section of our report. We are independent of the company in accordance with the Code of Ethics issued by Institute of Chartered Accountants of India together with ethical requirements that are relevant to our audit of the financial statements under the provisions of the Companies Act, 2013 and the rules there under, and we have fulfilled our other ethical responsibilities in accordance with these requirements and Code of Ethics. We believe that the audit evidence we have obtained is sufficient and appropriate to provide a basis for our opinion.

3. Key Audit Matters

Key Audit Matters are those matters that, in our professional judgment, were of most significance in our audit of the financial statements of the current period. Those matters were addressed in context of our audit of the financial statements as a whole, and in forming our opinion thereon, and we do not provide a separate opinion on these matters.





4. Other Information

The Company's Management and Board of Directors is responsible for the preparation of the other information. The other information comprises the information included in the Board's Report but does not include the standalone financial statements and our auditor's report thereon.

Our opinion on the standalone financial statements does not cover the other information and we do not express any form of assurance conclusion thereon.

In connection with our audit of the standalone financial statements, our responsibility is to read the other information and, in doing so, consider whether the other information is materially inconsistent with the standalone financial statements or our knowledge obtained during the course of our audit or otherwise appears to be materially misstated. If, based on the work we have performed, we conclude that there is a material misstatement of this other information, we are required to report that fact. We have nothing to report in this regard.

5. Management's Responsibility for the Standalone Ind AS Financial Statements

The Company's Management and Board of Directors is responsible for the matters stated in Section 134(5) of the Companies Act, 2013 ("the Act") with respect to the preparation of these Standalone Ind AS financial statements that give a true and fair view of the financial position, financial performance including other comprehensive income, cash flows and changes in equity of the Company in accordance with the accounting principles generally accepted in India, including the Indian Accounting Standards (Ind AS) prescribed under Section 133 of the Act, read with relevant rules issued thereunder. This responsibility also includes maintenance of adequate accounting records in accordance with the provisions of the Act for safeguarding the assets of the Company and for preventing and detecting frauds and other irregularities; selection and application of appropriate accounting policies; making judgments and estimates that are reasonable and prudent; and design, implementation and maintenance of adequate internal financial controls, that were operating effectively for ensuring the accuracy and completeness of the accounting records, relevant to the preparation and presentation of the Standalone Ind AS financial statements that give a true and fair view and are free from material misstatement, whether due to fraud or error.

In preparing financial statements, management is responsible for assessing the company's ability to continue as a going concern, disclosing, as applicable, matters related to going concern and using the going concern basis of accounting unless management either intends to liquidate the company or to cease operations, or has no realistic alternative to do so.

The Board of Directors are also responsible for overseeing the company's financial reporting process.





6. Auditor's Responsibility

Our objectives are to obtain reasonable assurance about whether the Standalone Ind AS financial statements as a whole are free from material misstatement, whether due to fraud or error, and to issue an auditor's report that includes our opinion. Reasonable assurance is a high level of assurance, but is not a guarantee that an audit conducted in accordance with SAs will always detect a material misstatement when it exists. Misstatements can arise from fraud or error and are considered material if, individually or in the aggregate, they could reasonably be expected to influence the economic decisions of users taken on the basis of these Ind AS financial statements.

As part of an audit in accordance with SAs, we exercise professional judgment and maintain professional skepticism throughout the audit. We also:

- Identify and assess the risks of material misstatement of the standalone financial statements, whether due to fraud or error, design and perform audit procedure responsive to those risks and obtain audit evidence that is sufficient and appropriate to provide a basis for our opinion. The risk of not detecting a material misstatement resulting from fraud is higher than one resulting from error, as fraud may involve collusion, forgery, intentional omissions, misrepresentation or the override of internal controls.
- Obtain an understanding of internal control relevant to the audit in order to design audit procedure that are appropriate in the circumstances.
- Evaluate the appropriateness of accounting policies used and reasonableness of accounting estimates and related disclosures made by the management.
- Conclude on the appropriateness of management use of the going concern basis of accounting and based on the audit evidence obtain whether a material uncertainty exist related to events or condition that may cause significant doubt of the company's ability to continue as going concern. If we conclude that a material uncertainty exists, we are required to draw attention in our auditor's report to the related disclosures in the standalone financial statements or if such disclosure are inadequate to modify our opinion. Our conclusions are based on the audit evidence obtained up to the date of our auditor's report. However future events or conditions may cause the company to cease to continue as a going concern.
- Evaluate the overall presentation structure and content of the standalone financial statements including the disclosures and whether the standalone financial statements represent the underline transactions and events in a manner that achieves fair presentation.

We communicate with those charged with governance regarding among other matters the planned scope and timing of the audit and significant findings that we identify during our audit.

We also provide those charged with the governance with a statement that we are compiled with relevant ethical requirements regarding independence and to communicate with them all relationships and other matters that may reasonably be thought to bear on our independent and where applicable related safeguards.





7. Report on Other Legal and Regulatory Requirements

1. As required by the Companies (Auditor's Report) Order, 2016 ("the order") issued by the Central Government of India in terms of section 143(11) of the Act and on the basis of such checks of the books and records of the company as we considered appropriate and according to the information and explanations given to us, we give in the Annexure "A", a statement on the matters specified in the paragraph 3 and 4 of the Order.
 - A) As required by Section 143 (3) of the Act, based on our audit we report, to the extent applicable that:
 - a) We have sought and obtained all the information and explanations which to the best of our knowledge and belief were necessary for the purposes of our audit.
 - b) In our opinion, proper books of account as required by law have been kept by the Company so far as it appears from our examination of those books.
 - c) The Balance Sheet, the Statement of Profit and Loss including Other Comprehensive Income, the Cash Flow Statement and Statement of Changes in Equity dealt with by this Report are in agreement with the relevant books of account maintained for the purpose of preparation of the aforesaid Ind AS financial statements.
 - d) In our opinion, the aforesaid Standalone Ind AS financial statements comply with the Indian Accounting Standards prescribed under Section 133 of the Act, read with relevant rules issued thereunder;
 - e) On the basis of the written representations received from the directors as on 31st March, 2021 taken on record by the Board of Directors, none of the directors is disqualified as on 31st March, 2021 from being appointed as a director in terms of Section 164 (2) of the Act.
 - f) With respect to the adequacy of the internal financial controls with reference to financial statements of the Company and the operating effectiveness of such controls, refer to our separate Report in Annexure "B"; and
 - B) With respect to the other matters to be included in the Auditor's Report in accordance with Rule 11 of the Companies (Audit and Auditors) Rules, 2014, as amended, in our opinion and to the best of our information and according to the explanations given to us:
 1. The company does not have any pending litigation which could impact its financial position in its Ind AS financial statements





R JAIN & SANJAY ASSOCIATES
CHARTERED ACCOUNTANTS

H No. 1140, Sector 15, Part 2,
Gurugram, Haryana. 122001
PH.: Off. 0124-4281140, 9810185345

2. The Company did not have any Long-term contracts including derivative contracts for which there were any material foreseeable losses.
3. The Company is not required to transfer any amount to the Investor Education and Protection Fund.
4. According to the information & explanations given by the management, we report that there was no managerial remuneration paid during the year under report.

For R JAIN & SANJAY ASSOCIATES,
FIRM REGISTRATION NO.012377N
CHARTERED ACCOUNTANTS



R. JAIN
(CA R. K. JAIN)
PARTNER
MEMBERSHIP NO. 009981

UDIN No: 21009981AAAAHG5466
Place: Gurugram
Dated: 07.06.2021



ANNEXURE A TO THE INDEPENDENT AUDITOR'S REPORT

Annexure A referred to in paragraph 7(I) under 'Report on other legal and regulatory requirements' of our report of even date to the members of the company on the Ind AS financial statements for the year ended 31st March, 2021

RE: LUMAX FAE TECHNOLOGIES PRIVATE LIMITED ('THE COMPANY')

- i. (a) The Company has maintained proper records showing full particulars, including quantitative details and situation of fixed assets.

(b) Fixed assets have been physically verified by the management during the year and no material discrepancies were identified on such verification.

(c) The company does not own any immovable property and therefore provisions of clause (i)(c) of the Companies (Auditor's Report) Order, 2016 with regard to title deeds of immovable properties in favour of the company are not applicable to the Company.
- ii. The Management has conducted physical verification of inventory at reasonable intervals during the year and no material discrepancies were noticed on physical verification.
- iii. According to the information and explanations give to us, the Company has not granted any loans, secured or unsecured to companies, firms, limited liability partnerships or other parties covered in the register maintained under section 189 of The Companies Act, 2013. Accordingly, the provisions of clauses (3)(iii)(a), (b) and (c) of the Order are not applicable to the Company.
- iv. In our opinion and according to the information and explanations given to us, there are no investments, loans, guarantees and securities granted in respect of which provisions of section 185 and 186 of the Companies Act, 2013 are applicable.
- v. The Company has not accepted any deposits from the public.
- vi. The Central Govt. has not prescribed the maintenance of cost records U/s 148(1) of The Companies Act, 2013 for any of the products dealt by the company.
- vii. (a) The company is regular in depositing with appropriate authorities' undisputed statutory dues including provident fund, income-tax, Gst and others material statutory dues applicable to it. There are no undisputed amounts payable in respect of aforesaid dues outstanding as at 31st March, 2021 for a period of more than six months from the date they became payable.

(b) According to the records of the Company, the dues outstanding of income tax, GST, duty of customs and cess on account of any dispute, are Nil.





R JAIN & SANJAY ASSOCIATES
CHARTERED ACCOUNTANTS

H No. 1140, Sector 15, Part 2,
Gurugram, Haryana. 122001
PH.: Off. 0124-4281140, 9810185345

- viii. In our opinion and according to the information and explanations given by the management, the Company has not defaulted in repayment of dues to a financial institution, bank, Govt. or debenture holders during the year.
- ix. In our opinion and according to the information and explanations given by the management, the Company has utilized the monies raised by way of term loans for the purposes for which they were raised. The Company has not raised any money by way of initial public offer or further public offer/ debt instruments during the current year.
- x. Based upon the audit procedures performed for the purpose of reporting a true and fair view of the financial statements and as per the information and explanations given by the management, we report that no fraud by the company or material fraud on the company by its officers or employees has been noticed or reported during the year.
- xi. The Company has not paid any managerial remuneration and therefore clause xi of Companies (Auditor's Report) Order, 2016 is not applicable.
- xii. In our opinion and according to the information and explanations given to us, the Company is not a Nidhi company and the Nidhi Rules, 2014 are not applicable to it.
- xiii. According to the information and explanations given by the management, transactions with the related parties are in compliance with section 177 and 188 of Companies Act, 2013 where applicable and the details have been disclosed in the notes to the financial statements, as required by the applicable accounting standards.
- xiv. According to the information and explanations given to us and on an overall examination of the balance sheet, the Company has not made any preferential allotment or private placement of shares or fully or partly convertible debentures during the year under review.
- xv. According to the information and explanations given by the management, the Company has not entered into any non-cash transactions with directors or persons connect with them as referred to in section 192 of the Companies Act, 2013.
- xvi. According to the information and explanations given to us, the provisions of section 45-IA of the Reserve Bank of India Act, 1934 are not applicable to the Company.

For R JAIN & SANJAY ASSOCIATES,
FIRM REGISTRATION NO.012377N
CHARTERED ACCOUNTANTS




(CA R. K. JAIN)
PARTNER
MEMBERSHIP NO. 009981

Place: Gurugram
Dated: 07.06.2021



Annexure B to the Independent Auditor's report of even date on the standalone Ind AS financial statements for the year ended 31st March, 2021 of Lumax FAE Technologies Private Limited.

Report on the Internal Financial Controls under Clause (i) of Sub-section 3 of Section 143 of the Companies Act, 2013 ("the Act")

We have audited the internal financial controls with reference to financial statements of **LUMAX FAE TECHNOLOGIES PRIVATE LIMITED** ("the Company") as of March 31, 2021 in conjunction with our audit of the standalone Ind AS financial statements of the Company for the year ended on that date.

Management's Responsibility for Internal Financial Controls

The Company's management is responsible for establishing and maintaining internal financial controls based on "the internal controls with reference to financial statements criteria established by the Company considering the essential components of internal control stated in the Guidance Note on Audit of Internal Financial Controls with reference to financial statements issued by the Institute of Chartered Accountants of India". These responsibilities include the design, implementation and maintenance of adequate internal financial controls that were operating effectively for ensuring the orderly and efficient conduct of its business, including adherence to company's policies, the safeguarding of its assets, the prevention and detection of frauds and errors, the accuracy and completeness of the accounting records, and the timely preparation of reliable financial information, as required under the Companies Act, 2013.

Auditor's Responsibility

Our responsibility is to express an opinion on the Company's internal financial controls with reference to financial statements based on our audit. We conducted our audit in accordance with the Guidance Note and the Standards on Auditing as prescribed under section 143(10) of the Companies Act, 2013, to the extent applicable to an audit of internal financial controls with reference to financial statements. Those Standards and the Guidance Note require that we comply with ethical requirements and plan and perform the audit to obtain reasonable assurance about whether adequate internal financial controls with reference to financial statements were established and maintained and if such controls operated effectively in all material respects.

Our audit involves performing procedures to obtain audit evidence about the adequacy of the internal financial controls with reference to financial statements and their operating effectiveness. Our audit of internal financial controls with reference to financial statements included obtaining an understanding of internal financial controls, assessing the risk that a material weakness exists, and testing and evaluating the design and operating effectiveness of internal control based on the assessed risk. The procedures selected depend on the auditor's judgement, including the assessment of the risks of material misstatement of the standalone financial statements, whether due to fraud or error.

We believe that the audit evidence we have obtained is sufficient and appropriate to provide a basis for our audit opinion on the internal financial controls with reference to financial statements.





Meaning of Internal Financial Controls with reference to Financial Statements

A company's internal financial controls with reference to financial statements is a process designed to provide reasonable assurance regarding the reliability of financial reporting and the preparation of financial statements for external purposes in accordance with generally accepted accounting principles. A company's internal financial controls with reference to financial statements includes those policies and procedures that (1) pertain to the maintenance of records that, in reasonable detail, accurately and fairly reflect the transactions and dispositions of the assets of the company; (2) provide reasonable assurance that transactions are recorded as necessary to permit preparation of financial statements in accordance with generally accepted accounting principles, and that receipts and expenditures of the company are being made only in accordance with authorizations of management and directors of the company; and (3) provide reasonable assurance regarding prevention or timely detection of unauthorized acquisition, use, or disposition of the company's assets that could have a material effect on the financial statements.

Inherent Limitations of Internal Financial Controls with reference to Financial Statements

Because of the inherent limitations of internal financial controls with reference to financial statements, including the possibility of collusion or improper management override of controls, material misstatements due to error or fraud may occur and not be detected. Also, projections of any evaluation of the internal financial controls with reference to financial statements to future periods are subject to the risk that the internal financial controls with reference to financial statements may become inadequate because of changes in conditions, or that the degree of compliance with the policies or procedures may deteriorate.

Opinion

In our opinion, the Company has, in all material respects, adequate internal financial controls system with reference to financial statements and such internal financial controls were operating effectively as at March 31, 2021, based on "the internal financial controls with reference to financial statements criteria established by the Company considering the essential components of internal controls stated in the Guidance Note on Audit of Internal Financial Controls with reference to financial statements issued by the Institute of Chartered Accountants of India."

For R JAIN & SANJAY ASSOCIATES,
FIRM REGISTRATION NO.012377N
CHARTERED ACCOUNTANTS



R. K. Jain
(CA R. K. JAIN)
PARTNER
MEMBERSHIP NO. 009981

Place: Gurugram
Dated: 07.06.2021

Lumax FAE Technologies Private Limited

Balance Sheet as at March 31, 2021

Regd. Office : 2nd Floor, Harbans Bhawan-II, Commercial Complex, Nangal Raya, New Delhi - 110046

Amount in INR Lakhs, unless otherwise stated

	Notes	As at March 31, 2021	As at March 31, 2020
ASSETS			
I. Non-current assets			
Property, plant and equipment	3 (a)	1,958.39	-
Capital work in progress	3 (b)	0.91	1,465.92
Intangible assets	4	124.33	-
Right-to-use asset	5	48.64	-
Income tax assets(net)	12	0.42	0.40
Financial assets			
- Loans	7	22.56	20.00
Other non- current assets	11	103.35	79.84
Total non current assets	(A)	2,258.60	1,566.16
II. Current assets			
Inventories	6	65.36	-
Financial assets			
- Loans	7	2.53	1.96
- Trade receivables	8	75.09	-
- Cash and cash equivalents	9	395.64	54.46
- Others financial assets	10	0.05	0.02
Other current assets	11	365.09	245.13
	(B)	903.76	301.57
Total Assets	(A+B)	3,162.36	1,867.73
EQUITY AND LIABILITIES			
I. Equity			
Equity share capital	13	392.79	392.79
Other equity	14	(310.98)	(15.55)
Total equity	(A)	81.81	377.24
Liabilities			
II. Non- current liabilities			
Financial liabilities			
-Borrowings	15	848.81	525.00
Deferred tax liabilities (net)	19	49.12	-
Other non-current liabilities	18	49.61	-
Total Non Current Liabilities	(B)	947.54	525.00
III. Current liabilities			
Financial liabilities			
- Borrowings	15	1,624.21	105.32
Trade payables	16		
- total outstanding dues of micro and small enterprises		-	-
- total outstanding dues of creditors other than micro and small enterprises		104.84	683.44
- Other financial liabilities	17	395.74	176.19
Other current liabilities	18	8.22	0.55
Total Current Liabilities	(C)	2,133.01	965.50
Total equity and liabilities	(A+B+C)	3,162.36	1,867.74


The accompanying notes form an integral part of these financial statements

As per our report of even date

R Jain & Sanjay Associates

Chartered Accountants

Firm Registration No.: 012377N



CA R. K. Jain

Partner

Membership No. 009981

Place : Gurugram


Date : 07/06/2021

For and on behalf of the Board of Directors of
Lumax FAE Technologies Private Limited


Anmol Jain

Director

00004993



Vikas Marwah

Director

08705643

Lumax FAE Technologies Private Limited

Statement of Profit and loss for the year ended March 31, 2021

Regd. Office : 2nd Floor, Harbans Bhawan-II, Commercial Complex, Nangal Raya, New Delhi - 110046

Amount in INR Lakhs, unless otherwise stated

	Notes	For the Year Ended March 31, 2021	For the Year Ended March 31, 2020
I Revenue from operations	20	141.99	-
II Other income	21	8.03	4.21
III Total income		150.02	4.21
IV Expenses			
Cost of raw material and components consumed	22	137.24	-
(Increase)/Decrease in inventories of finished goods, work-in-progress and traded goods	23	(0.80)	-
Employee benefits expense	24	50.53	4.82
Finance costs	25	77.87	-
Depreciation and amortization expense	26	86.42	-
Other expenses	27	45.07	6.79
V Total expenses		396.33	11.61
VI Profit before exceptional items and tax (III-V)		(246.31)	(7.40)
Exceptional Item		-	-
VII Profit before tax		(246.31)	(7.40)
VIII Tax expense:			
Deferred tax	19	49.12	-
Total tax expense		49.12	-
IX Profit for the year (VII-VIII)		(295.43)	(7.40)
X Other comprehensive income			
Other comprehensive income not to be reclassified to statement of profit or loss in subsequent period			
Re-measurement gains/ (losses) on defined benefit plans	28	-	-
Income tax effect	28	-	-
XI Other comprehensive income for the year, net of tax		-	-
XII Total comprehensive income of the year, net of tax		(295.43)	(7.40)
XIII Earnings per share (In Rs.):			
1) Basic	29	(7.52)	(0.19)
2) Diluted	29	(7.52)	(0.19)

The accompanying notes form an integral part of these financial statements


As per our report of even date
R Jain & Sanjay Associates
Chartered Accountants
Firm Registration No.: 012377N

CA R. K. Jain
Partner
Membership No. 009981
Place : Gurugram
Date : 07/06/2021



For and on behalf of the Board of Directors of
Lumax FAE Technologies Private Limited


Anmol Jain
Director
00004993


Vikas Marwah
Director
08705643

Lumax FAE Technologies Private Limited

Cash flow statement for year ended March 31, 2021

Regd. Office : 2nd Floor, Harbans Bhawan-II, Commercial Complex, Nangal Raya, New Delhi - 110046

Amount in INR Lakhs, unless otherwise stated

	Year Ended March 31, 2021	Year Ended March 31, 2020
Cash Flow from Operating Activities		
Profit before tax from continuing operations	(246.31)	(7.40)
Depreciation of property, plant and equipment	53.55	-
Amortisation of intangible assets	8.65	-
Interest income	(1.63)	3.99
Interest expenses	77.87	-
Operating profit before working capital changes	(107.87)	(3.41)
Movements in working capital :		
Decrease/(Increase) in trade receivables	(75.09)	-
Increase in financial assets	(3.13)	(1.96)
Increase in other assets	(143.47)	56.39
Increase in inventories	(65.36)	-
(Decrease)/Increase in trade payable and other payable	(578.60)	680.60
Increase in current liabilities, provisions, financial liability	219.78	277.92
Cash generated from operations	(753.74)	1,009.54
Direct taxes paid	(0.02)	(0.27)
Net cash generated from operating activities (A)	(753.76)	1,009.27
Cash flows from investing activities		
Purchase of fixed assets (including capital in progress and capital advances)	(728.55)	(1,446.85)
Interest received	1.60	(3.92)
Net cash used in investing activities (B)	(726.95)	(1,450.77)
Cash flows from financing activities		
Proceeds/ (Repayment) from long term borrowings (net)	323.81	325.00
Proceeds/ (Repayments of) from short term borrowing (net)	1,518.89	-
Interest paid	(70.43)	0.92
Payment of lease liabilities	49.61	-
Net cash generating/(used in) from financing activities (C)	1,821.88	325.92
Net Increase in cash and cash equivalents (A + B + C)	341.17	(115.58)
Cash and cash equivalents at the beginning of the year	54.46	170.04
Cash and cash equivalents at the end of the year	395.63	54.46
Components of cash and cash equivalents		
Cash on hand	0.17	0.17
Balance with banks		
- On current accounts	35.47	10.29
- Deposits with original maturity of less than three months	360.00	44.00
Total cash and cash equivalents (refer note 9)	395.64	54.46

The accompanying notes form an integral part of these financial statements

As per our report of even date

R Jain & Sanjay Associates

Chartered Accountants

Firm Registration No.: 012377N

CA R. K. Jain

Partner

Membership No. 009981

Place : Gurugram

Date : 07/06/2021

For and on behalf of the Board of Directors of
Lumax FAE Technologies Private Limited

Anmol Jain

Director

00004993

Vikas Marwah

Director

08705643

Lumax FAE Technologies Private Limited
Statement of Changes in equity for the year ended March 31, 2021

Amount in INR Lakhs, unless otherwise stated

	Share capital (1)	Other Equity				Minority Interests (3)	Total equity (1+2)
		Retained earnings	General reserve	FVTOCI reserve	Total reserves and surplus (2)		
As at April 01, 2019	392.79	(8.14)	-	-	(8.14)	-	384.65
Transfer to General reserve		-	-		-		-
Add: Profit for the year		(7.40)			(7.40)		(7.40)
Add: Other comprehensive income		-			-		-
Total comprehensive income		(7.40)			(7.40)		(7.40)
Less: Dividend Paid		-			-		-
Less: Dividend Distribution Tax		-			-		-
Add: Transfers		-			-		-
As at March 31, 2020	392.79	(15.55)	-	-	(15.55)	-	377.24
Add: Profit for the year		(295.43)			(295.43)		(295.43)
Add: Other comprehensive income		-			-		-
Transfer to General reserve		-			-		-
Add: Transfers		-			-		-
Total comprehensive income		(295.43)			(295.43)		(295.43)
Less: Dividend Paid		-			-		-
Less: Dividend Distribution Tax		-			-		-
As at March 31, 2021	392.79	(310.98)	-	-	(310.98)	-	81.81


The accompanying notes form an integral part of these financial statements

As per our report of even date
R Jain & Sanjay Associates
Chartered Accountants
Firm Registration No.: 012377N

CA R. K. Jain
Partner
Membership No. 099981
Place : Gurugram
Date : 07/06/2021

For and on behalf of the Board of Directors of
Lumax FAE Technologies Private Limited


Anmol Jain
Director
00004993


Vikas Marwah
Director
08705643

1. Corporate information

The company was incorporated on 31th July, 2017 with the object to carry on the business of electrical and electronic products including oxygen and other sensors for the automotive industry. The registered office of the company is situated at 2nd Floor, Harbans Bhawan-II Commercial Complex, Nangal Raya, New Delhi 110046.

2 Significant accounting policies

This note provides a list of the significant accounting policies adopted in the preparation of these Indian Accounting Standards (Ind-AS) financial statements.

These policies have been consistently applied to all the years except where newly issued accounting standard is initially adopted.

2.1 Basis of Preparation

The financial statements of the Company have been prepared in accordance with Indian Accounting Standards (Ind AS) notified under the Companies (Indian Accounting Standards) Rules, 2015 (as amended from time to time) and presentation requirements of Division II of Schedule III to the Companies Act, 2013, (Ind AS compliant Schedule III), as applicable to the financial Statements.

The financial statements have been prepared on a historical cost basis, except for the financial assets and liabilities which have been measured at fair value or revalued amount.

The Financial Statements are presented in Indian Rupees (Rs.) and all values are rounded to the nearest lakhs, except wherever otherwise stated.

2.2 Summary of significant accounting policies

a. Current versus non-current classification

The Company presents assets and liabilities in the balance sheet are based on current/ non-current classification.

Assets

An asset is treated as current when it is:

- a) Expected to be realised or intended to be sold or consumed in normal operating cycle
- b) Held primarily for the purpose of trading
- c) Expected to be realised within twelve months after the reporting period, or
- d) Cash or cash equivalent unless restricted from being exchanged or used to settle a liability for at least twelve months after the reporting period

All other assets are classified as non-current.



Liabilities

A liability is current when:

- (a) It is expected to be settled in normal operating cycle
- (b) It is held primarily for the purpose of trading
- (c) It is due to be settled within twelve months after the reporting period, or
- (d) There is no unconditional right to defer the settlement of the liability for at least twelve months after the reporting period

All other liabilities are classified as non-current.

Deferred tax assets and liabilities are classified as non-current assets and liabilities.

Operating cycle

The operating cycle is the time between the acquisition of assets for processing and their realisation in cash and cash equivalents. The Company has identified twelve months as its operating cycle.

b. Property, plant and equipment

Property, plant and equipment and capital work in progress are stated at cost less accumulated depreciation and accumulated impairment losses, if any.

Such cost includes expenditure that is directly attributable to the acquisition of the asset. The cost of self-constructed assets includes the cost of materials and direct services, any other costs directly attributable to bringing the assets to its working condition for their intended use and cost of replacing part of the plant and equipment and borrowing costs for long-term construction projects if the recognition criteria are met.

An item of property, plant and equipment and any significant part initially recognised is de-recognised upon disposal or when no future economic benefits are expected from its use. Any gain or loss arising on de-recognition of the asset (calculated as the difference between the net disposal proceeds and the carrying amount of the asset) is included in the statement of profit and loss within other income.

Subsequent costs

The cost of replacing a part of an item of property, plant and equipment is recognised in the carrying amount of the item of property, plant and equipment, if it is probable that the future economic benefits embodied within the part will flow to the Company and its cost can be measured reliably with the carrying amount of the replaced part getting derecognised. The cost for day-to-day servicing of property, plant and equipment are recognised in statement of profit and loss as and when incurred.



Capital work in progress

Capital work in progress comprises the cost of tangible assets that are not ready for their intended use at the reporting date.

Depreciation

Depreciation is calculated on a straight-line basis over the estimated useful lives as estimated by the management which is in line with Schedule II to the Companies Act, 2013. The Company has used the following useful lives to provide depreciation on its property, plant and equipment which is in line with schedule II:

Assets	Useful Lives estimated by the management (in years)
Plant & Machinery	21
Electrical Installation	10
Computers	3
Tool & Handling Equipment's	5-15
Office equipment's	5
Furniture and Fixtures	10

Leased hold Improvement is amortised on a straight-line basis over the period of Lease term.

The residual value of property, plant and equipment is considered at 2%.

The residual values, useful lives and methods of depreciation of property, plant and equipment are reviewed at the end of each financial year and adjusted prospectively, if appropriate.

c. Intangible assets and Intangible assets under development

Recognition and measurement

Intangible assets acquired separately are measured on initial recognition at cost. Following initial recognitions, Intangible assets are carried at cost less accumulated amortisation.

Amortisation and useful lives

Intangible assets with finite lives are amortised over the useful economic life and assessed for impairment whenever there is an indication that the intangible asset may be impaired. The amortisation period and the amortisation method for an intangible asset with a useful finite life are reviewed at least at the end of each reporting period. Changes in the expected useful life or the expected pattern of consumption of future economic benefits embodied in the asset are considered to modify the amortisation period or method, as appropriate, and are treated as changes in accounting estimates. The amortisation expense on intangible assets with finite lives is recognised in the statement of profit and loss unless such expenditure forms part of carrying value of another asset.



Intangible Assets	Estimated Useful Life (Years)
Technical Knowhow	8

Gains or losses arising from de-recognition of an intangible asset are measured as the difference between the net disposal proceeds and the carrying amount of the asset and are recognized in the statement of profit and loss when the asset is derecognized.

d. Borrowing costs

Borrowing costs directly attributable to the acquisition, construction or production of an asset that necessarily takes a substantial period of time to get ready for its intended use or sale are capitalised as part of the cost of the asset. All other borrowing costs are expensed in the period in which they occur. Borrowing costs consist of interest and other costs that an entity incurs in connection with the borrowing of funds. Borrowing cost also includes exchange differences to the extent regarded as an adjustment to the borrowing costs.

e. Foreign currencies

Functional and presentational currency

The Company's financial statements are presented in Indian Rupees (INR) which is also the Company's functional currency.

Transactions and balances

Transactions in foreign currencies are initially recorded by the Company at the functional currency spot rates at the date the transaction first qualifies for recognition.

Monetary assets and liabilities denominated in foreign currencies are translated at the functional currency spot rates of exchange at the reporting date. Differences arising on settlement or translation of monetary items are recognised in statement of profit and loss.

Non-monetary assets and liabilities denominated in foreign currencies are not retranslated.

f. Revenue from contract with customer

Revenue from contracts with customers is recognised when control of the goods or services are transferred to the customer at an amount that reflects the consideration to which the Company expects to be entitled in exchange for those goods or services. The Company has generally concluded that it is the principal in its revenue arrangements, because it typically controls the goods before transferring them to customer.

However, Goods and services tax (GST) is not received by the Company on its own account. Rather, it is tax collected on value added to the commodity by the seller on behalf of the government. Accordingly, it is excluded from revenue.



(a) Sale of Goods

Revenue from sale of goods is recognized at the point in time when control of the inventory is transferred to the customer, generally on delivery of the equipment. The normal credit term is 30 to 90 days upon delivery.

(b) Service Income

Revenues from services are recognized pro-rata over the period of the contract as and when services are rendered. The Company collects Goods & Service Tax ("GST") on behalf of the government and, therefore, it is not an economic benefit flowing to the Company. Hence, it is excluded from revenue.

(c) Interest Income

Interest income on bank deposits is recognized on a time proportion basis taking into account the amount outstanding and the applicable interest rate. Interest income is included under the head "other income" in the statement of profit and loss.

g. Leases

The Company assesses at contract inception whether a contract is, or contains, a lease. That is, if the contract conveys the right to control the use of an identified asset for a period of time in exchange for consideration.

Company as a lessee

The Company applies a single recognition and measurement approach for all leases, except for short-term leases and leases of low-value assets. The Company recognises lease liabilities to make lease payments and right-to-use assets representing the right to use the underlying assets.

i. Right to use Assets

The Company recognises right-to-use assets at the commencement date of the lease (i.e., the date the underlying asset is available for use). Right-to-use assets are measured at cost, less any accumulated depreciation and impairment losses, and adjusted for any remeasurement of lease liabilities. The cost of right-to-use assets includes the amount of lease liabilities recognised, initial direct costs incurred, and lease payments made at or before the commencement date less any lease incentives received. Right-to-use assets are depreciated on a straight-line basis over the shorter of the lease term and the estimated useful lives of the assets.

If ownership of the leased asset transfers to the Company at the end of the lease term or the cost reflects the exercise of a purchase option, depreciation is calculated using the estimated useful life of the asset.



ii. **Lease Liabilities**

At the commencement date of the lease, the Company recognises lease liabilities measured at the present value of lease payments to be made over the lease term. The lease payments include fixed payments (including in substance fixed payments) less any lease incentives receivable, variable lease payments that depend on an index or a rate, and amounts expected to be paid under residual value guarantees. The lease payments also include the exercise price of a purchase option reasonably certain to be exercised by the Company and payments of penalties for terminating the lease, if the lease term reflects the Company exercising the option to terminate. Variable lease payments that do not depend on an index or a rate are recognised as expenses (unless they are incurred to produce inventories) in the period in which the event or condition that triggers the payment occurs.

iii. **Short-term leases and leases of Low-value assets**

The Company applies the short-term lease recognition exemption to its short-term leases (i.e., those leases that have a lease term of 12 months or less from the commencement date and do not contain a purchase option). It also applies the lease of low-value assets recognition exemption to leases of office equipment that are considered to be low value. Lease payments on short-term leases and leases of low-value assets are recognised as expense on a straight-line basis over the lease term.

h. **Inventories**

Inventories which comprise raw material, work in progress, finished goods and stores and spares are valued at the lower of cost and net realisable value.

The basis of determining costs for various categories of inventories is as follows:

- **Raw materials, components, stores and spares:** Cost of inventories comprises all cost of purchase, cost of conversion and other costs incurred in bringing the inventories to their present location and condition. Cost is determined on weighted moving average basis.
- **Work-in-progress and finished goods:** Cost includes direct material plus appropriate share of labour, manufacturing overheads based on normal operating capacity. Cost is determined on a weighted moving average basis.

Stores and spares which do not meet the definition of Property, plant and equipment are accounted as inventories.

Net realisable value is the estimated selling price in the ordinary course of business, less the estimated costs of completion and the estimated costs necessary to make the sale.

Scraps are valued at net realisable value



The net realisable value of work-in-progress is determined with reference to the selling prices of related finished goods. Raw materials and other supplies held for use in production of finished goods are not written down below cost, except in cases where material prices have declined, and it is estimated that the cost of the finished goods will exceed its net realisable value. The comparison of cost and net realizable value is made on an item-by-item basis.

i. Retirement and other employee benefits

Retirement benefit in the form of provident fund is a defined contribution scheme. The Company has no obligation, other than the contribution payable to the provident fund. The Company recognizes contribution payable to the provident fund scheme as an expense, when an employee renders the related service.

j. Provisions

General

Provisions are recognised when the Company has a present obligation (legal or constructive) as a result of a past event, it is probable that an outflow of resources embodying economic benefits will be required to settle the obligation and a reliable estimate can be made of the amount of the obligation.

When the Company expects some or all of a provision to be reimbursed, the reimbursement is recognised as a separate asset, but only when the reimbursement is virtually certain.

The expense relating to a provision is presented in the statement of profit and loss, net of any reimbursement. If the effect of the time value of money is material, provisions are discounted using a current pre-tax rate that reflects, when appropriate, the risks specific to the liability. The unwinding of discount is recognised in the statement of profit and loss as a finance cost.

Provisions are reviewed at the end of each reporting period and adjusted to reflect the current best estimate. If it is no longer probable that an outflow of resources would be required to settle the obligation, the provision is reversed.

k. Financial instruments

A financial instrument is a contract that gives rise to a financial asset for one entity and a financial liability or equity instrument for another entity.

Financial Assets

Initial recognition and measurement

All financial assets are recognised initially at fair value plus, in the case of financial assets not recorded at fair value through profit or loss, transaction costs that are attributable to the acquisition of the financial asset.



Financial Liabilities

Initial recognition and measurement

Financial liabilities are classified, at initial recognition, as financial liabilities at fair value through profit or loss.

All financial liabilities are recognised initially at fair value and, in the case of loans and borrowings and payables, net of directly attributable transaction costs.

The Company's financial liabilities include trade and other payables, loans and borrowings etc.

I. Taxes

Current income tax

Current income tax assets and liabilities are measured at the amount expected to be recovered from or paid to the taxation authorities. The tax rates and tax laws used to compute the amount are those that are enacted or substantively enacted, at the reporting date.

Current income tax relating to items recognized outside profit or loss is recognized outside profit or loss (either in other comprehensive income (OCI) or in equity). Current tax items are recognized in correlation to the underlying transaction either in OCI or directly in equity. Management periodically evaluates positions taken in the tax returns with respect to situations in which applicable tax regulations are subject to interpretation and establishes provisions where appropriate.

Deferred tax

Deferred tax is provided using the liability method on temporary differences between the tax bases of assets and liabilities and their carrying amounts for financial reporting purposes at the reporting date.

Deferred tax liabilities are recognised for all taxable temporary differences.

Deferred tax assets are recognised for all deductible temporary differences, the carry forward of unused tax credits and any unused tax losses. Deferred tax assets are recognised to the extent that it is probable that taxable profit will be available against which the deductible temporary differences, and the carry forward of unused tax credits and unused tax losses can be utilised, except when the deferred tax asset relating to the deductible temporary difference arises from the initial recognition of an asset or liability in a transaction that is not a business combination and, at the time of the transaction, affects neither the accounting profit nor taxable profit or loss.



The carrying amount of deferred tax assets is reviewed at each reporting date and reduced to the extent that it is no longer probable that sufficient taxable profit will be available to allow all or part of the deferred tax asset to be utilised. Unrecognised deferred tax assets are re-assessed at each reporting date and are recognised to the extent that it has become probable that future taxable profits will allow the deferred tax asset to be recovered.

Deferred tax assets and liabilities are measured at the tax rates that are expected to apply in the year when the asset is realised or the liability is settled, based on tax rates (and tax laws) that have been enacted or substantively enacted at the reporting date.

Deferred tax relating to items recognised outside profit or loss is recognised outside profit or loss (either in other comprehensive income or in equity). Deferred tax items are recognised in correlation to the underlying transaction either in OCI or directly in equity.

Deferred tax assets and deferred tax liabilities are offset if a legally enforceable right exists to set off current tax assets against current tax liabilities and the deferred taxes relate to the same taxable entity and the same taxation authority.

m. Impairment of financial assets

In accordance with Ind-AS 109, the Company applies expected credit loss (ECL) model for measurement and recognition of impairment loss on the following financial assets and credit risk exposure:

Financial assets that are debt instruments, and are initially measured at fair value with subsequent measurement at amortised cost e.g., trade and other receivables, security deposits, loan to employees, etc.

The Company follows 'simplified approach' for recognition of impairment loss allowance for trade receivables.

The application of simplified approach does not require the Company to track changes in credit risk. Rather, it recognises impairment loss allowance based on lifetime ECLs at each reporting date, right from its initial recognition.

ECL is the difference between all contractual cash flows that are due to the Company in accordance with the contract and all the cash flows that the entity expects to receive (i.e., all cash shortfalls), discounted at the original effective interest rate.

As a practical expedient, the Company uses a provision matrix to determine impairment loss allowance on portfolio of its trade receivables. The provision matrix is based on its historically observed default rates over the expected life of the trade receivables and is adjusted for forward-looking estimates. At every reporting date, the historically observed default rates are updated and changes in the forward-looking estimates are analysed.

ECL impairment loss allowance (or reversal) recognized during the period is recognized as an expense in the statement of profit and loss.



n. Impairment of non-financial assets

The Company assesses at each reporting date whether there is an indication that an asset may be impaired. If any indication exists, or when annual impairment testing for an asset is required, the Company estimates the asset's recoverable amount. An asset's recoverable amount is the higher of an asset's or cash-generating units' (CGU) net selling price and its value in use. The recoverable amount is determined for an individual asset, unless the asset does not generate cash inflows that are largely independent of those from other assets or groups of assets. Where the carrying amount of an asset or CGU exceeds its recoverable amount, the asset is considered impaired and is written down to its recoverable amount. In assessing value in use, the estimated future cash flows are discounted to their present value using a pre-tax discount rate that reflects current market assessments of the time value of money and the risks specific to the asset. In determining net selling price, recent market transactions are taken into account, if available. If no such transactions can be identified, an appropriate valuation model is used.

Impairment losses on non-financial asset, including impairment on inventories, are recognized in the statement of profit and loss.

An assessment is made at each reporting date to determine whether there is an indication that previously recognised impairment losses no longer exist or have decreased. If such indication exists, the Company estimates the asset's or CGU's recoverable amount. A previously recognised impairment loss is reversed only if there has been a change in the assumptions used to determine the asset's recoverable amount since the last impairment loss was recognised. The reversal is limited so that the carrying amount of the asset does not exceed its recoverable amount, nor exceed the carrying amount that would have been determined, net of depreciation, had no impairment loss been recognised for the asset in prior years. Such reversal is recognised in the statement of profit or loss unless the asset is carried at a revalued amount, in which case, the reversal is treated as a revaluation increase.

o. Cash and cash equivalents

Cash and cash equivalent in the balance sheet comprise cash at banks and on hand and short-term deposits with an original maturity of three months or less, which are subject to an insignificant risk of changes in value.

For the purpose of the statement of cash flows, cash and cash equivalents consist of cash and short-term deposits, as defined above, net of outstanding bank overdrafts as they are considered an integral part of the Company's cash management.

p. Earnings per share (EPS)

Basic EPS amounts are calculated by dividing the Profit/ Loss for the year attributable to the shareholders of the Company by the weighted average number of equity shares outstanding as at the end of reporting period.

Diluted EPS amounts are calculated by dividing the Profit/ Loss attributable to the shareholders of the Company by the weighted average number of equity shares outstanding during the year plus the weighted average number of Equity shares that would be issued on conversion of all the dilutive potential equity shares into equity shares.



q. **Contingent liabilities and contingent assets**

A contingent liability exists when there is a possible but not probable obligation, or a present obligation that may, but probably will not, require an outflow of resources, or a present obligation whose amount cannot be estimated reliably. Contingent liabilities do not warrant provisions, but are disclosed unless the possibility of outflow of resources is remote. Contingent assets are neither recognised nor disclosed in the financial statements. However, contingent assets are assessed continually and if it is virtually certain that an inflow of economic benefits will arise, the asset and related income are recognised in the period in which the change occurs.

r. **Segment reporting**

Identification of segments

The company's business activity falls within a single business segment, there are no disclosures to be provided.

2.3 **Significant accounting judgements, estimates and assumptions**

The preparation of the Company's financial statements requires management to make judgements, estimates and assumptions that affect the reported amounts of revenues, expenses, assets and liabilities, and the accompanying disclosures, and the disclosure of contingent liabilities. Uncertainty about these assumptions and estimates could result in outcomes that require a material adjustment to the carrying amount of assets or liabilities affected in future periods.

2.4 **Estimates and assumptions**

The key assumptions concerning the future and other key sources of estimation uncertainty at the reporting date, that have a significant risk of causing a material adjustment to the carrying amounts of assets and liabilities within the next financial year, are described below. The Company based its assumptions and estimates on parameters available when the financial statements were prepared. Existing circumstances and assumptions about future developments, however, may change due to market changes or circumstances arising that are beyond the control of the Company. Such changes are reflected in the assumptions when they occur.

a) **Defined benefit plans**

The present value of the gratuity has not been determined.

b) **Property, plant and equipment**

Refer note 2.2 (b) for the estimated useful life of property, plant and equipment. The carrying value of property, plant and equipment has been disclosed in note 3.

c) **Intangible assets**

Refer note 2.2 (c) for the estimated useful life of intangible assets. The carrying value of intangible assets has been disclosed in note 4.



3 Property, plant and equipment and capital work in progress

3 (a) Property, plant and equipment (net)

The details of property, plant and equipment (net) :

	As at March 31, 2021	As at March 31, 2020
Lease Hold Improvement	39.69	-
Plant and Equipment's	1,778.65	-
Furniture and Fixtures	27.33	-
Office Equipment's	57.83	-
Computers	54.89	-
Total	1,958.39	-

3 (b) Capital work in progress

The details of capital work in progress:

	As at March 31, 2021	As at March 31, 2020
Capital work in progress *	0.91	1,465.92
Total	0.91	1,465.92

* Capital work in progress As at March 31, 2021 comprises expenditure for the plant and equipment's.



3.1 Property, plant and equipment

	Lease Hold Improvement	Plant and equipment's	Furniture and fixtures	Office equipment's	Computers	Total
Cost or valuation						
As at April 01, 2019	-	-	-	-	-	-
Additions	-	-	-	-	-	-
Disposals	-	-	-	-	-	-
As at March 31, 2020	-	-	-	-	-	-
Additions **	41.62	1,816.39	28.25	62.05	63.65	2,011.95
Disposals	-	-	-	-	-	-
As at March 31, 2021	41.62	1,816.39	28.25	62.05	63.65	2,011.95
Depreciation and Impairments						
As at April 01, 2019	-	-	-	-	-	-
Depreciation Charge for the year	-	-	-	-	-	-
Disposal	-	-	-	-	-	-
As at March 31, 2020	-	-	-	-	-	-
Depreciation Charge for the year	1.93	37.73	0.92	4.22	8.76	53.55
Disposal	-	-	-	-	-	-
As at March 31, 2021	1.93	37.73	0.92	4.22	8.76	53.55
Net Block						
As at March 31, 2021	39.69	1,778.65	27.33	57.83	54.89	1,958.39
As at March 31, 2020	-	-	-	-	-	-



4 Intangible assets

a) Details of intangible assets:

	As at March 31, 2021	As at March 31, 2020
Intangible assets		
- Technical Know How	124.33	-
Total	124.33	-

b) Disclosures regarding gross block of intangible assets, accumulated amortisation and net block are as given below:

	Technical Know How	Total
Cost		
At April 01, 2019	-	-
Add: Additions	-	-
Less: Disposals	-	-
At March 31, 2020	-	-
Add: Additions	132.99	132.99
Less: Disposals	-	-
At March 31, 2021	132.99	132.99
Amortisation		
At April 01, 2019	-	-
Add: Amortisation charge for the year	-	-
At March 31, 2020	-	-
Add: Amortisation charge for the year	8.65	8.65
Less: Disposals	-	-
At March 31, 2021	8.65	8.65
Net book value		
At March 31, 2021	124.33	124.33
At March 31, 2020	-	-

5 Right-to-use assets

Disclosures regarding gross block of right to use assets, accumulated amortisation and net block are as given below:

	Right-to-use Assets	Total
Cost		
At April 01, 2019	-	-
Add: Additions	-	-
Less: Disposals	-	-
At March 31, 2020	-	-
Add: Additions	72.86	72.86
Less: Disposals	-	-
At March 31, 2021	72.86	72.86
Amortisation		
At April 01, 2019	-	-
Add: Amortisation charge for the year	-	-
At March 31, 2020	-	-
Add: Amortisation charge for the year	24.22	24.22
At March 31, 2021	24.22	24.22
Net book value		
At March 31, 2021	48.64	48.64
At March 31, 2020	-	-



6 Inventories

a) Details of inventories:

	As at March 31, 2021	As at March 31, 2020
Raw materials (at cost)	61.21	-
Finished goods (at lower of cost and net realisable value)	0.80	-
Stores and spares	3.35	-
Total inventories, at the lower of cost and net realisable value	65.36	-

7 Loans

	As at March 31, 2021	As at March 31, 2020
Non Current		
Loans		
Security Deposit	22.56	20.00
	22.56	20.00
Current		
Loans		
Security Deposit	1.96	1.96
Loan to Employees	0.57	-
	2.53	1.96
Current	2.53	1.96
Non-current	22.56	20.00

8 Trade receivables

a) Details of trade receivables:

	As at March 31, 2021	As at March 31, 2020
Trade receivables	74.87	-
Receivables from other related parties	0.22	-
Total Trade receivables	75.09	-

b) Break-up for security details:

	As at March 31, 2021	As at March 31, 2020
Trade receivables		
Secured, considered good	75.09	-
Unsecured, considered good	-	-
Doubtful	-	-
Total	75.09	-
Provision for doubtful receivables	-	-
Total	75.09	-



9 Cash and cash equivalents

	As at March 31, 2021	As at March 31, 2020
Balances with banks:		
- On current accounts	35.47	10.29
- Deposits with original maturity of less than 3 months	360.00	44.00
Cash on hand	0.17	0.17
Total	395.64	54.46



10 Other financial assets

	As at March 31, 2021	As at March 31, 2020
Other financial assets		
Non- current		
Interest accrued but not due	-	-
Current		
Interest accrued but not due	0.05	0.02
	0.05	0.02
Total	0.05	0.02
Current	0.05	0.02
Non- Current	-	-
	0.05	0.02



Lumax FAE Technologies Private Limited
 Notes to financial statements for the year ended March 31, 2021

Amount in INR Lakhs, unless otherwise stated

11 Other assets
 (Unsecured, considered good, unless otherwise stated)

The details of other assets:

	As at March 31, 2021	As at March 31, 2020
Non- current		
Advances for property, plant and equipment	103.35	79.84
Total (A)	103.35	79.84
Current		
Balance with statutory / government authorities	355.86	245.13
Advance to suppliers	4.24	-
Prepaid expenses	4.99	-
Total (B)	365.09	245.13
Total (A+B)	468.44	324.97
Current	365.09	245.13
Non -current	103.35	79.84



12 Current Tax Liabilities/ (assets) - net

	As at March 31, 2021	As at March 31, 2020
Current tax asset/liabilities (net)	0.42	0.40
Current tax liabilities (net)	-	-
Current tax assets (net)	0.42	0.40

13 Share Capital

a) Details of share capital is as follows:

	As at March 31, 2021	As at March 31, 2020
Authorised share capital		
40 lakhs (As at March 31, 2020: 40 lakhs) equity shares of Rs. 10 each	400.00	400.00
	400.00	400.00
Issued, subscribed and fully paid up capital		
39.279 lakhs (As at March 31, 2020: 39.279 lakhs) equity shares of Rs. 10 each	392.79	392.79
	392.79	392.79

b. Reconciliation of authorised share capital

	Equity Shares	
	No. of shares (in lacs)	Amount
As at April 01, 2019	40.00	400.00
Increase/(Decrease) during the year	-	-
As at March 31, 2020	40.00	400.00
Increase/(Decrease) during the year	-	-
As at March 31, 2021	40.00	400.00

c. Reconciliation of issued, subscribed and paid up share capital

	Equity Shares	
	No. of shares (in lacs)	Amount
Equity shares of Rs. 10 each issued, subscribed and fully paid		
As at April 01, 2019	39.279	392.79
Issued during the year	-	-
As at March 31, 2020	39.279	392.79
Issued during the year	-	-
As at March 31, 2021	39.279	392.79



d) Terms/ rights attached to equity shares:

The Company has only one class of equity shares having a par value of Rs. 10 per share. Each holder of equity is entitled to one vote per share.

The Company declares and pays dividends in Indian rupees. The dividend, if proposed by the Board of Directors, is subject to the approval of the shareholders in the Annual General Meeting.

In the event of liquidation of the Company, the holders of equity shares will be entitled to receive remaining assets of the Company, after distribution of any preferential amounts. The distribution will be in proportion to the number of equity shares held by the shareholders.

e) Details of shareholders holding more than 5% shares in the company

Name of the shareholder	As at March 31, 2021		As at March 31, 2020	
	No. of shares (in lacs)	% holding in the equity shares	No. of shares (in lacs)	% holding in the equity shares
Equity shares of 10 each fully paid				
Lumax Auto Technologies Ltd.	20.10	51%	20.10	51%
Francisco Alberio SAU	19.18	49%	19.18	49%

14 Other equity

Reconciliation of Other Equity

	Retained earnings	Capital Reserve	Securities premium	General reserve	FVTOCI reserve	Total
As at April 01, 2019	(8.14)	-	-	-	-	(8.14)
Profit for the year	(7.40)	-	-	-	-	(7.40)
Other comprehensive income for the year (net of tax)	-	-	-	-	-	-
As at March 31, 2020	(15.55)	-	-	-	-	(15.55)
Profit for the year	(295.43)	-	-	-	-	(295.43)
Other comprehensive income for the year (net of tax)	-	-	-	-	-	-
Total comprehensive income	(295.43)	-	-	-	-	(295.43)
Less : Dividend Paid	-	-	-	-	-	-
Less: Dividen Distribution Tax Paid	-	-	-	-	-	-
As at March 31, 2021	(310.98)	-	-	-	-	(310.98)



15 Borrowings

a) Details of long term borrowings:

	As at March 31, 2021	As at March 31, 2020
Term Loans		
Term Loan from banks (secured)*	1,193.47	700.00
Less: current maturity disclosed under other financial liabilities		
- term loan	(344.66)	(175.00)
Total borrowings	848.81	525.00
Total current	344.66	175.00
Total non -current	848.81	525.00
Aggregate secured loans	1,193.47	700.00
Aggregate unsecured loans	-	-

* Indian Rupees loan from bank amounting Rs. 1193.47 lakhs (March 31, 2020 Rs. 700 lakhs) from banks at interest ranging from @ 8.25% to 9.20% are secured by way of hypothecation of Plant & Machinery, Stocks & Recievables. These loans are repayable over a period of Four to Five years from the date of availment.

b) Details of short term borrowings:

	As at March 31, 2021	As at March 31, 2020
Loan repayable On Demand (from financial institution)		
Working capital loan repayable on demand**	500.00	-
Loan taken from Holding Company***	1,124.21	105.32
Total	1,624.21	105.32

** WCDL taken From Financial Institution

Working capital demand loan Rs 500 lakhs (March 31, 2020: NIL) from financial institution is repayable in 90 days from respective drawdown and carries interest @ 7.25% per annum , pari- pasu charged over the current assets of the company.

*** Loan taken from the Holding company

Working capital demand loan Rs 1124.21 lakhs (March 31, 2020: 105.32 Lakhs) from Holding Company is repayable on demand and carries interest@ 8.75% per annum.

Loan covenants

The Company has satisfied all debt covenants prescribed in the terms of bank loans & Financial Institution. The other loans do not carry any debt covenant.



16 Trade payables

	As at March 31, 2021	As at March 31, 2020
A. Trade payables		
- Trade payables	1.39	681.69
- Related parties	94.40	1.75
B. Other payables		
- Other payables	9.05	-
Total	104.84	683.44
Payables to Micro and Small Enterprises	-	-
Payables to Others than Mico and Small Enterprises	104.84	683.44

Trade payables are non-interest bearing and are normally settled on 30-90 days terms.

17 Other financial liabilities

	As at March 31, 2021	As at March 31, 2020
Other financial liabilities at amortised cost		
Non-current		
Amount payable for property, plant and equipment	-	-
Total (A)	-	-
Current		
Current maturity of long term loan	344.66	175.00
Amount payable for property, plant and equipment	41.64	-
Accrued salaries	1.07	0.26
Interest accrued but not due	8.37	0.93
Total	395.74	176.19
Total current	395.74	176.19
Total non-current	-	-

18 Other liabilities

Details of other liabilities

	As at March 31, 2021	As at March 31, 2020
Non Current		
Lease Liabilities	49.61	-
	49.61	-
Current		
Statutory dues	8.22	0.55
Total	8.22	0.55
Current	8.22	0.55
Non-current	49.61	-



19 Income tax

(a) The major components of income tax expense for the years ended are:

Statement of profit and loss:

	As at March 31, 2021	As at March 31, 2020
Deferred tax :		
Relating to origination and reversal of temporary differences	49.12	-
Income tax expense reported in the statement of profit or loss	49.12	-

(b) OCI section


Deferred tax related to items recognised in Other Comprehensive Income during the year:

	As at March 31, 2021	As at March 31, 2020
Net loss/ (gain) on remeasurements of defined benefit plans	-	-
Gain on financial assets	-	-
Income tax charged to Other Comprehensive Income	-	-

(c) Reconciliation of tax expense and the accounting profit multiplied by India's domestic tax rate for March 31, 2021 and March 31, 2020

	As at March 31, 2021	As at March 31, 2020
Accounting profit before income tax	(246.31)	(7.40)
Tax at the Indian Tax Rate	(61.99)	(1.86)
Non-deductible expenses for tax purposes:		
Permanent difference		
Interest on late payment of TDS	0.17	
late payment of PF Employee share	0.00	
Bonus Allowed in Final Computation	-	(0.01)
Carried Forward Losses not Considered	110.93	1.87
At the effective income tax rate of 25.168% (March 31, 2020: 25.168%)	49.12	-
Income tax expense reported in the statement of profit and loss	49.12	-

Deferred tax:	Balance sheet			Statement of profit and loss and OCI	
	As at March 31, 2021	As at March 31, 2020	As at March 31, 2019	For the year ended March 31, 2021	For the year ended March 31, 2020
Deferred tax assets relates to the following :					
Impact of expenditures charged to statement of profit and loss in the current year but allowed for tax purposes on payment basis	0.14	-	-	(0.14)	-
Others	0.25	-	-	(0.25)	-
	0.38	-	-	(0.38)	-
Deferred tax liability relates to the following :					
Accelerated depreciation for tax purposes	49.50	-	-	(49.50)	-
	49.50	-	-	(49.50)	-
Deferred tax expense/(income) charged to OCI and Profit and loss				49.12	-
Total deferred tax liability (Net)	49.12	-	-		



20 Revenue from operations

The details of revenue from operations is as follows:

	For the Year Ended March 31, 2021	For the Year Ended March 31, 2020
Sale of products		
Finished goods	138.54	-
Total sale of products (A)	138.54	-
Sale of services (B)	3.45	-
Revenue from operations (A+B)	141.99	-

21 Other income

	For the Year Ended March 31, 2021	For the Year Ended March 31, 2020
Other non-operating income		
Interest income		
- On fixed deposits	1.61	3.99
- Others	0.02	0.01
Miscellaneous income	0.90	-
Net gain on foreign currency transaction and translation	5.50	0.21
Total	8.03	4.21



22 Cost of raw materials and components consumed

	For the Year Ended March 31, 2021	For the Year Ended March 31, 2020
Inventory at the beginning of the year	-	-
Add: Purchases	198.45	-
Less: Inventory at the end of the year	(61.21)	-
Cost of raw materials and components consumed	137.24	-

23 (Increase)/Decrease in inventories of finished goods

	For the Year Ended March 31, 2021	For the Year Ended March 31, 2020
Opening stock - Finished goods	-	-
Total (A)	-	-
Closing stock - Finished goods	0.80	-
Total (B)	0.80	-
Changes in inventories of finished goods - Finished goods	(0.80)	-
(Increase)/Decrease in inventories of finished goods (A-B)	(0.80)	-



24 Employee benefits expense

	For the Year Ended March 31, 2021	For the Year Ended March 31, 2020
Salaries, wages and bonus	45.42	4.28
Contributions to provident and other funds	1.99	0.33
Compensated absences	0.02	0.02
Staff welfare expense	3.10	0.19
Total	50.53	4.82

25 Finance costs

	For the Year Ended March 31, 2021	For the Year Ended March 31, 2020
Interest on term loans	71.55	-
Interest on working capital	3.08	-
Interest paid to others	3.24	-
Total	77.87	-

26 Depreciation and amortization expense

	For the Year Ended March 31, 2021	For the Year Ended March 31, 2020
Depreciation of tangible assets (note 3)	53.55	-
Amortization of intangible assets (note 4)	8.65	-
Depreciation on Right to use assets (note 5)	24.22	-
Total	86.42	-



27 Other expenses

	For the Year Ended March 31, 2021	For the Year Ended March 31, 2020
Freight and forwarding charges	0.93	-
Stores and spares	0.10	-
Job work charges	0.02	-
Power and fuel	7.37	-
Consumables	1.20	-
Travelling and conveyance	2.27	6.00
Packing material consumed	0.01	-
Rent	5.09	-
Legal and professional fees	4.01	0.08
Repairs and maintenance		
- Plant and machinery	6.85	0.03
- Others	0.28	-
Communication cost	2.53	0.10
Bank Charges	0.20	(0.24)
Rates and taxes	0.31	-
Payment to auditors (refer detail below)*	0.30	0.28
Insurance	1.52	-
Printing and stationery	0.70	0.02
Advertisement and sales promotion	-	0.29
Rounding off difference	0.02	(0.01)
Miscellaneous expenses	11.36	0.24
Total	45.07	6.79

Payment to Auditor (excluding applicable taxes)

Particulars	For the Year Ended March 31, 2021	For the Year Ended March 31, 2020
As Auditor:		
Audit Fee	0.25	0.25
In other Capacity:		
Certification fees	0.05	0.03
Total	0.30	0.28



28 Components of Other Comprehensive Income (OCI)

The disaggregation of changes to OCI by each type of reserve in equity is shown below:

Particulars	For the Year Ended March 31, 2021	For the Year Ended March 31, 2020
Re-measurement gains/ (losses) on defined benefit plans	-	-
Deferred tax thereon	-	-
Gain on FVTOCI equity securities	-	-
Deferred tax thereon	-	-
	-	-

29 Earnings per share (EPS)

- a) Basic EPS amounts are calculated by dividing the profit for the year attributable to equity holders of the Company by the weighted average number of equity shares outstanding during the year.
- b) Diluted EPS amounts are calculated by dividing the profit attributable to equity holders of the Company (after adjusting for interest on the convertible preference shares) by the weighted average number of equity shares outstanding during the year plus the weighted average number of equity shares that would be issued on conversion of all the dilutive potential equity shares into equity shares.
- c) The following reflects the income and share data used in the basic and diluted EPS computations:

	For the Year Ended March 31, 2021	For the Year Ended March 31, 2020
Profit attributable to the equity holders of the Company	(295.43)	(7.40)
Weighted average number of equity shares for basic and diluted EPS (in lacs)	39.28	39.28
Basic and diluted earnings per share (face value Rs. 10 per share)	(7.52)	(0.19)

- d) There has not been any transactions involving equity shares or potential equity shares between the reporting date and the date of authorisation of these financial statements.



30 Commitments and contingencies

a) Capital and other commitments

Estimated amount of contracts remaining to be executed on capital account and not provided for:
Capital commitment is NIL (March 31, 2020: Rs 718.66 Lacs), net of advances.

31 Commitments relating to lease arrangements

OPERATING LEASE - AS A LESSEE

- a) In FY 2018-19 the company had taken lease of Industrial property on a plot size of 1000 sq. mtr. area for a period of 9 years.
b) During the year ended 31st March 2019, the company had taken lease of Residential property area for a period of 11 months.
c) The future minimum lease payments are :

Particulars	For the Year Ended March 31, 2021	For the Year Ended March 31, 2020
-Not later than one year	51.60	54.80
-Later than one year but not later than five years	232.72	221.88
-Later than five years	124.87	187.31

32 Contingent liabilities

	As at March 31, 2021	As at March 31, 2020
Claims against the group not acknowledged as debts	NIL	NIL



33 Details of dues to micro and small enterprises as defined under the MSMED Act, 2006

Particulars	As at March 31, 2021	As at March 31, 2020
The principal amount and the interest due thereon remaining unpaid to any supplier as at the end of each accounting year		
Principal amount due to micro and small enterprises	-	-
Interest due on above	-	-
	-	-
The amount of interest paid by the buyer in terms of section 16 of the MSMED Act 2006 along with the amounts of the payment made to the supplier beyond the appointed day during each accounting year.	-	-
The amount of interest due and payable for the period of delay in making payment (which have been paid but beyond the appointed day during the year) but without adding the interest specified under the MSMED Act 2006.	-	-
The amount of interest accrued and remaining unpaid at the end of each accounting year.	-	-
The amount of further interest remaining due and payable even in the succeeding years, until such date when the interest due as above are actually paid to the small enterprise for the purpose of disallowance as a deductible expenditure under section 23 of the MSMED Act 2006	-	-



34 Related party disclosures

Names of related parties and related party relationship

S. No.	Relationship	Name of Related Parties
1	KEY MANAGEMENT PERSON	MR. ANMOL JAIN
		MR. VIKAS MARWAH
2	HOLDING COMPANY	LUMAX AUTO TECHNOLOGIES LTD.
		FRANCISCO ALBERO S.A.U.
3	ENTERPRISES OWNED OR SIGNIFICANTLY INFLUENCED BY KMP	LUMAX CORNAGLIA AUTO TECHNOLOGIES
		LUMAX ANCILLARY LIMITED
		LUMAX ITURAN TELEMATICS PRIVATE LIMITED
		LUMAX FINANCE PRIVATE LIMITED
		LUMAX ITEGRATED VENTURES PRIVATE LIMITED
		LUMAX MANAGEMENT SERVICES PRIVATE LIMITED
		SIPAL ENGINEERING PRIVATE LIMITED
		VELOMAX MOBILITY PRIVATE LIMITED
		LUMAX JOPP ALLIED TECHNOLOGIES PRIVATE LIMITED
		LUMAX YOKOWO TECHNOLOGIES PRIVATE LIMITED
		LUMAX MANNOH ALLIED TECNOLOGIES LIMITED
		LUMAX GILL-AUSTEM AUTO TECNOLOGIES PVT.LTD.
		LUMAX INDUSTRIES LTD.
		LUMAX ENERGY SOLUTIONS PVT.LTD.
		LUMAX TOURS & TRAVELS LIMITED
VELOMAX MOBILITY PRIVATE LIMITED		
MAHAVIR UDYOG		



Amount in INR Lakhs, unless otherwise stated

Sr. No.	Account Head	Holding Company		Enterprises owned or significantly influenced by KMP and/ or their relatives		Total	
		March 31, 2021	March 31, 2020	March 31, 2021	March 31, 2020	March 31, 2021	March 31, 2020
A)	TRANSACTIONS						
i)	Purchase of Goods						
	Lumax Ancillary Limited	-	-	2.66	-	2.66	-
	Francisco Albero S.A.U	152.25	-	-	-	152.25	-
	Mahavir Udyog	-	-	0.02	-	0.02	-
	Total (i)	152.25	-	2.67	-	154.92	-
ii)	Purchase of Capital Goods						
	Francisco Albero S.A.U	44.77	-	-	-	44.77	-
	Total (ii)	44.77	-	-	-	44.77	-
iii)	Availing of services						
	Lumax Tours & Travels Limited	-	-	-	2.60	-	2.60
	Lumax Industries Limited	-	-	-	0.02	-	0.02
	Lumax Management Services Limited	-	-	0.22	-	0.22	-
	Francisco Albero S.A.U	-	132.99	-	-	-	132.99
	Total (iii)	-	132.99	0.22	2.62	0.22	135.61
iv)	Unsecured Loan Taken						
	Lumax Auto Technologies Ltd	1,018.90	105.32	-	-	1,018.90	105.32
	Total (iv)	1,018.90	105.32	-	-	1,018.90	105.32
v)	Interest Paid						
	Lumax Auto Technologies Ltd	55.45	0.93	-	-	55.45	0.93
	Total (v)	55.45	0.93	-	-	55.45	0.93
		1,271.36	239.23	2.90	2.62	1,274.26	241.85

Sr. No.	Account Head	Holding Company		Enterprises owned or significantly influenced by KMP and/ or their relatives		Total	
		March 31, 2021	March 31, 2020	March 31, 2021	March 31, 2020	March 31, 2021	March 31, 2020
B)	Balances at the year end						
i)	Payables						
	Lumax Industries Limited	-	-	-	0.02	-	0.02
	Lumax Tours & Travels Limited	-	-	-	1.73	-	1.73
	Lumax Auto Technologies Ltd	1,131.98	106.24	-	-	1,131.98	106.24
	Lumax Ancillary Limited	-	-	1.07	-	1.07	-
	Francisco Albero S.A.U	85.57	-	-	-	85.57	-
	Total (i)	1,217.55	106.24	1.07	1.75	1,218.62	108.00
ii)	Receivable						
	Francisco Albero S.A.U	0.22	-	-	-	0.22	-
	Total (ii)	0.22	-	-	-	0.22	-
		1,217.77	106.24	1.07	1.75	1,218.84	108.00



35 Financial risk management objectives and policies

The Company's principal financial liabilities comprise of trade and other payables, borrowings, security deposits and payables for property, plant and equipment. The main purpose of these financial liabilities is to finance the Company's operations. The Company's principal financial assets include trade and other receivables, cash, fixed deposits and security deposits that derive directly from its operations.

The Company is exposed to market risk, credit risk and liquidity risk. The Company's senior management oversees the management of these risks. The Company's senior management is supported by Finance department that advises on financial risks and the appropriate financial risk governance framework for the Company. The Finance department provides assurance to the Company's senior management that the Company's financial risk activities are governed by appropriate policies and procedures and that financial risks are identified, measured and managed in accordance with the Company's policies and risk objectives. It is the company's policy that no trading in derivatives for speculative purposes may be undertaken. The Board of Directors reviews and agrees policies for managing each of these risks, which are summarised below.

A. Market risk

Market risk is the risk that the fair value of future cash flows of a financial instrument will fluctuate because of changes in market prices. Market risk comprises three types of risk: interest rate risk, currency risk and other price risk, such as equity price risk.

The sensitivity analyses in the following sections relate to the position as at March 31, 2021 and March 31, 2020.

The analyses exclude the impact of movements in market variables on: the carrying values of gratuity and other post-retirement obligations; provisions; and the non-financial assets and liabilities.

i) Interest rate risk

Interest rate risk is the risk that the fair value or future cash flows of a financial instrument will fluctuate because of changes in market interest rates. The Company's interest bearing financial liabilities includes borrowings with fixed interest rates.

The Company's fixed rate borrowings are carried at amortised cost. They are therefore not subject to interest rate risk as defined in Ind AS 107, since neither the carrying amount nor the future cash flows will fluctuate because of a change in market interest rates.

ii) Foreign currency risk

Foreign currency risk is the risk that the fair value or future cash flows of an exposure will fluctuate because of changes in foreign exchange rates. The Company's exposure to the risk of changes in foreign exchange rates relates primarily to the Company's operating activities (when revenue or expense is denominated in a foreign currency).

The Company transacts business in local currency as well as in foreign currency. The Company has foreign currency trade payables and receivables and is therefore, exposed to foreign exchange risk. The Company may use currency swaps or forward contracts towards hedging risk resulting from changes and fluctuations in foreign currency exchange rate as per the risk management policy.

Foreign currency sensitivity

The following tables demonstrate the sensitivity to a reasonably possible change in foreign exchange rates, with all other variables held constant. The impact on the Company's profit before tax is due to changes in the fair value of monetary assets and liabilities including non-designated foreign currency derivatives and embedded derivatives.

Exposure gain/(loss) Particulars	March 31, 2021		March 31, 2020	
	Change +1%	Change -1%	Change +1%	Change -1%
Trade Payable	(0.86)	0.86	-	-
Trade Payable (Capex)	(0.37)	0.37	(6.81)	6.81
Advance to Vendor	0.04	(0.04)	-	-

B. Credit risk

Credit risk is the risk that counterparty will not meet its obligations under a financial instrument or customer contract, leading to a financial loss. The Company is exposed to credit risk from its operating activities (primarily trade receivables) and from its financing activities, including deposits with banks and other financial instruments.

i) Trade receivables

Customer credit risk is managed by each Company subject to the Company's established policy, procedures and control relating to customer credit risk management. Credit quality of a customer is assessed based on an extensive credit rating. Outstanding customer receivables are regularly monitored.

An impairment analysis is performed at each reporting date on an individual basis for all clients. The Company evaluates the concentration of risk with respect to trade receivables as low.



C. Liquidity risk

Liquidity risk is the risk that the Company may not be able to meet its present and future cash and collateral obligations without incurring unacceptable losses. The Company's objective is to, at all times maintain optimum levels of liquidity to meet its cash and collateral requirements. The Company closely monitors its liquidity position and deploys a robust cash management system. It maintains adequate sources of financing including loans from banks at an optimised cost.

The table below summarises the maturity profile of the Company's financial liabilities based on contractual undiscounted payments.

As at March 31, 2021	On demand	Less than 3 months	3 to 12 months	1 to 5 years	> 5 years	Total
Borrowings	-	-	1,624.21	848.81	-	2,473.02
Trade and other payables	-	104.84	-	-	-	104.84
Other financial liabilities	-	137.25	258.50	-	-	395.74
Total	-	242.09	1,882.71	848.81	-	2,973.60

As at March 31, 2020	On demand	Less than 3 months	3 to 12 months	1 to 5 years	> 5 years	Total
Borrowings	-	-	105.32	525.00	-	630.32
Trade and other payables	-	683.44	-	-	-	683.44
Other financial liabilities	-	44.94	131.25	-	-	176.19
Total	-	728.38	236.57	525.00	-	1,489.95

36 Effect due to Corona Virus (Covid-19)

In the opinion of the management, there is no significant impact on Entity due to Covid-19. Hence, the impact in this regard has not been considered while preparing these financial statements.

The accompanying notes form an integral part of these financial statements

As per our report of even date
R Jain & Sanjay Associates
Chartered Accountants
Firm Registration No. 012377N
R. K. Jain
Partner
Membership No. 009981
Place : Gurugram
Date : 07/06/2021



For and on behalf of the Board of Directors of
Lumax FAE Technologies Private Limited

Anmol Jain
Director
00004993

Vikas Marwah
Director
08705643