

**Independent Auditor's Report**

**To the Members of Lumax Energy Solutions Private Limited**

**Report on the Standalone Ind AS Financial Statements**

**1. Opinion**

We have audited the accompanying Standalone Ind AS financial statements of **Lumax Energy Solutions Private Limited** ("the Company"), which comprise the Balance Sheet as at 31<sup>st</sup> March, 2019 and the Statement of Profit and Loss (including Other Comprehensive Income), the Cash Flow Statement and the Statement of Changes in Equity for the year then ended, and notes to financial statements, including a summary of the significant accounting policies and other explanatory information.

In our opinion and to the best of our information and according to the explanations given to us, the aforesaid Standalone Ind AS financial statements give the information required by the Act in the manner so required and give a true and fair view in conformity with the accounting principles generally accepted in India, of the state of affairs of the Company as at 31st March, 2019, and its Loss, total comprehensive income, its cash flows and the changes in equity for the year ended on that date.

**2. Basis for Opinion**

We conducted our audit in accordance with standards on auditing (SAs) specified under section 143(10) of the Companies Act, 2013. Our responsibilities under those Standards are further described in Auditor's Responsibilities for the audit of the Financial Statements section of our report. We are independent of the company in accordance with the Code of Ethics issued by Institute of Chartered Accountants of India together with ethical requirements that are relevant to our audit of the financial statements under the provisions of the Companies Act, 2013 and the rules there under, and we have fulfilled our other ethical responsibilities in accordance with these requirements and Code of Ethics. We believe that the audit evidence we have obtained is sufficient and appropriate to provide a basis for our opinion.

**3. Key Audit Matters**

Key Audit Matters are those matters that, in our professional judgment, were of most significance in our audit of the financial statements of the current period. Those matters were addressed in context of our audit of the financial statements as a whole, and in forming our opinion thereon, and we do not provide a separate opinion on these matters.

**4. Management's Responsibility for the Standalone Ind AS Financial Statements**

The Company's Board of Directors is responsible for the matters stated in Section 134(5) of the Companies Act, 2013 ("the Act") with respect to the preparation of these Standalone Ind AS financial statements that give a true and fair view of the financial position, financial performance including other comprehensive income, cash flows and changes in equity of the Company in accordance with the



accounting principles generally accepted in India, including the Indian Accounting Standards (Ind AS) prescribed under Section 133 of the Act, read with relevant rules issued thereunder. This responsibility also includes maintenance of adequate accounting records in accordance with the provisions of the Act for safeguarding the assets of the Company and for preventing and detecting frauds and other irregularities; selection and application of appropriate accounting policies; making judgments and estimates that are reasonable and prudent; and design, implementation and maintenance of adequate internal financial controls, that were operating effectively for ensuring the accuracy and completeness of the accounting records, relevant to the preparation and presentation of the Standalone Ind AS financial statements that give a true and fair view and are free from material misstatement, whether due to fraud or error.

In preparing financial statements, management is responsible for assessing the company's ability to continue as a going concern, disclosing, as applicable, matters related to going concern and using the going concern basis of accounting unless management either intends to liquidate the company or to cease operations, or has no realistic alternative to do so.

The Board of Directors are also responsible for overseeing the company's financial reporting process.

## 5. Auditor's Responsibility

Our objectives are to obtain reasonable assurance about whether the Standalone Ind AS financial statements as a whole are free from material misstatement, whether due to fraud or error, and to issue an auditor's report that includes our opinion. Reasonable assurance is a high level of assurance, but is not a guarantee that an audit conducted in accordance with SAs will always detect a material misstatement when it exists. Misstatements can arise from fraud or error and are considered material if, individually or in the aggregate, they could reasonably be expected to influence the economic decisions of users taken on the basis of these Ind AS financial statements.

## 6. Report on Other Legal and Regulatory Requirements

1. As required by the Companies (Auditor's Report) Order, 2016 issued by the Central Government of India in terms of section 143(11) of the Act ("the order") and on the basis of such checks of the books and records of the company as we considered appropriate and according to the information and explanations given to us, we give in the Annexure A, a statement on the matters specified in the paragraph 3 and 4 of the Order.
2. As required by Section 143 (3) of the Act, based on our audit we report, to the extent applicable that:
  - a) We have sought and obtained all the information and explanations which to the best of our knowledge and belief were necessary for the purposes of our audit.
  - b) In our opinion, proper books of account as required by law have been kept by the Company so far as it appears from our examination of those books.
  - c) The Balance Sheet, the Statement of Profit and Loss including Other Comprehensive Income, the Cash Flow Statement and Statement of Changes in Equity dealt with by this Report are in agreement with the relevant books of account maintained for the purpose of preparation of the aforesaid Ind AS financial statements.



- d) In our opinion, the aforesaid Standalone Ind AS financial statements comply with the Indian Accounting Standards prescribed under Section 133 of the Act, read with relevant rules issued thereunder;
- e) On the basis of the written representations received from the directors as on 31st March, 2019 taken on record by the Board of Directors, none of the directors is disqualified as on 31st March, 2019 from being appointed as a director in terms of Section 164 (2) of the Act.
- f) Since turnover of the company as per latest audited financial statement is less than Rs. Fifty Crores and the aggregate borrowings from Banks or Financial institutions or any body corporate is less than Rs. Twenty Five Crores during the year under report, reporting on the adequacy of the internal financial controls over financial reporting of the Company and the operating effectiveness of such controls is not required vide notification dated 13th June 2017 issued by Ministry of Corporate affairs, Government of India.
- g) With respect to the other matters to be included in the Auditor's Report in accordance with Rule 11 of the Companies (Audit and Auditors) Rules, 2014 and as per provision of section 197(16) of the Companies Act, 2013, in our opinion and to the best of our information and according to the explanations given to us:-
- i. The Company does not have any pending litigations which would impact its financial position in its Ind AS financial statements;
  - ii. The Company did not have any long-term contracts including derivative contracts for which there were any material foreseeable losses;
  - iii. There were no amounts which were required to be transferred to the Investor Education and Protection Fund by the Company; and
  - iv. According to the information and explanations given by the management, we report that there was no managerial remuneration paid during the year under report.

Place: Gurugram  
Date: 17/05/2019

For R. Jain & Sanjay Associates  
Chartered Accountants  
ICAI Firm Registration No. 012377N



  
(CA. R. K. JAIN)  
Partner  
M. No. 009981

**ANNEXURE A TO THE INDEPENDENT AUDITOR'S REPORT**

**Annexure A referred to in paragraph 6(I) under 'Report on other legal and regulatory requirements' of our report of even date to the members of the company on the standalone Ind AS financial statements for the year ended 31<sup>st</sup> March, 2019**

**RE: LUMAX ENERGY SOLUTIONS PRIVATE LIMITED ('THE COMPANY')**


- (i) (a) The Company has maintained proper records showing full particulars, including quantitative details and situation of fixed assets.  
(b) Fixed assets have been physically verified by the management during the year and no material discrepancies were identified on such verification.
- (ii) The Management has conducted physical verification of inventory at reasonable intervals during the year and no material discrepancies were noticed on physical verification.
- (iii) According to the information and explanations give to us, the Company has not granted any loans, secured or unsecured to companies, firms, limited liability partnerships or other parties covered in the register maintained under section 189 of The Companies Act, 2013.
- (iv) In our opinion and according to the information and explanations given to us, the company has complied with the provisions of section 186 of the Companies Act, 2013 in respect of investments made and there are no loans and guarantees given by the company in respect of which provisions of section 185 and 186 of the Companies Act, 2013 are applicable.
- (v) The Company has not accepted any deposits from the public within the meaning of section 73 to 76 of the Act.
- (vi) The Central Govt. has not prescribed the maintenance of cost records U/s 148(1) of The Companies Act, 2013 for any of the products dealt by the company.
- (vii) (a) The company is regular in depositing with appropriate authorities undisputed statutory dues including provident fund, employees' state insurance, income-tax, sales-tax, service tax, duty of customs, duty of excise, value added tax, cess and others material statutory dues applicable to it. There are no undisputed amounts payable in respect of aforesaid dues outstanding as at 31<sup>st</sup> March, 2019 for a period of more than six months from the date they became payable.  
(b) According to the records of the Company, the dues outstanding of income-tax, sales-tax, service tax, duty of customs, duty of excise and value added tax and cess on account of any dispute, are Nil.
- (viii) The company does not have any loans from financial institutions, Banks and Govt. and has not issued any debentures during the year.
- (ix) The company has not raised any moneys by way of initial public offer or further public offer (including debts instruments) and term loans.
- (x) Based upon the audit procedures performed for the purpose of reporting a true and fair view of the financial statements and as per the information and explanations given by the management, we report that no fraud by the company or material fraud on the company by its officers or employees has been noticed or reported during the year.




- (xi) In our opinion and according to the information and explanations given to us, the Company is not a Nidhi company and the Nidhi Rules, 2014 are not applicable to it.
- (xii) According to the information and explanations given by the management, transactions with the related parties are in compliance with section 177 and 188 of Companies Act, 2013 where applicable and the details have been disclosed in the notes to the standalone Ind AS financial statements, as required by the applicable Indian accounting standards.
- (xiii) According to the information and explanations given to us and on an overall examination of the balance sheet, the Company has not made any preferential allotment or private placement of shares or fully or partly convertible debentures during the year under.
- (xiv) According to the information and explanations given by the management, the Company has not entered into any non cash transactions with directors or persons connect with him as referred to in section 192 of the Companies Act, 2013.
- (xv) According to the information and explanations given to us, the provisions of section 45-IA of the Reserve Bank of India Act, 1934 are not applicable to the Company.

PLACE: GURUGRAM  
DATED: 17/05/2019

For R. JAIN & SANJAY ASSOCIATES,  
FIRM REGISTRATION NO.012377N  
CHARTERED ACCOUNTANTS



(CA. R K JAIN)  
PARTNER  
MEMBERSHIP NO.009981



# Lumax Energy Solutions Private Limited

Balance Sheet as at March 31, 2019

Amount in INR Lacs, unless otherwise stated

|   | Notes | As at<br>March 31, 2019 | As at<br>March 31, 2018 |
|---|-------|-------------------------|-------------------------|
| <b>ASSETS</b>   |       |                         |                         |
| <b>I. Non-current assets</b>  |       |                         |                         |
| Property, plant and equipment   | 3     | 0.06                    | 0.07                    |
| Intangible assets   | 4     | 3.53                    | 5.63                    |
| Deferred tax Assets (net)   | 5     | 2.22                    | 1.98                    |
|   |       | <u>5.81</u>             | <u>7.68</u>             |
| <b>II. Current assets</b>   |       |                         |                         |
| Inventories   | 6     | 142.89                  | 142.62                  |
| Financial assets  |       |                         |                         |
| - Trade receivables   | 7     | 16.67                   | 50.20                   |
| - Cash and cash equivalents   | 8     | 2.99                    | 19.11                   |
| Other current assets  | 9     | 5.42                    | 5.21                    |
|   |       | <u>167.97</u>           | <u>217.14</u>           |
| <b>Total Assets</b>   |       | <b>173.78</b>           | <b>224.82</b>           |
| <b>EQUITY AND LIABILITIES</b>   |       |                         |                         |
| <b>I. Equity</b>  |       |                         |                         |
| Equity share capital  | 10    | 5.00                    | 5.00                    |
| Other equity  | 11    | 14.74                   | 36.06                   |
| <b>Total equity</b>   |       | <u>19.74</u>            | <u>41.06</u>            |
| <b>II. Liabilities</b>  |       |                         |                         |
| <b>Current liabilities</b>  |       |                         |                         |
| Financial liabilities   |       |                         |                         |
| - Trade payables  | 12    | -                       | -                       |
| -total outstanding dues of micro and small enterprises                      |       | -                       | -                       |
| -total outstanding dues of creditors other than micro and small enterprises |       | 151.81                  | 180.04                  |
| - Other financial liabilities   | 13    | 1.29                    | 0.92                    |
| Provisions  | 14    | 0.52                    | 0.31                    |
| Other current liabilities   | 15    | 0.42                    | 0.32                    |
| Current Tax Liabilities (Net)   | 16    | -                       | 2.17                    |
|   |       | <u>154.04</u>           | <u>183.76</u>           |
| <b>Total equity and liabilities</b>   |       | <b>173.78</b>           | <b>224.82</b>           |

The accompanying notes form an integral part of these financial statements

For R. Jain & Sanjay Associates

Firm Registration No.: 012377N

Chartered Accountants

CA R. K. Jain

Partner

Membership No. 009981



For and on behalf of the Board of Directors  
Lumax Energy Solutions Private Limited

D. K. Jain

(Chairman)

DIN:00085848

Anmol Jain

(Director)

DIN:00004993

Place : Gurugram

Date : 17/05/2019

Amount in INR Lacs, unless otherwise stated

|   | Notes | For the Year ended<br>March 31, 2019 | For the year ended<br>March 31, 2018 |
|---|-------|--------------------------------------|--------------------------------------|
| I Revenue from operations   | 17    | 11.89                                | 197.95                               |
| II Other income   | 18    | 0.53                                 | 4.38                                 |
| <b>III Total income</b>   |       | <b>12.42</b>                         | <b>202.33</b>                        |
| <b>IV Expenses</b>  |       |                                      |                                      |
| Purchases of traded goods   | 19    | 11.01                                | 119.58                               |
| (Increase)/Decrease in inventories of traded goods  | 20    | (0.27)                               | 30.58                                |
| Employee benefits expense   | 21    | 9.64                                 | 17.53                                |
| Depreciation and amortization expense   | 22    | 2.11                                 | 2.11                                 |
| Other expenses  | 23    | 11.44                                | 31.62                                |
| <b>V Total expenses</b>   |       | <b>33.92</b>                         | <b>201.41</b>                        |
| <b>VI Profit/ Loss before exceptional items and tax (III-V)</b>   |       | <b>(21.50)</b>                       | <b>0.92</b>                          |
| <b>VIII Tax expense:</b>  |       |                                      |                                      |
| Current tax   | 5     | -                                    | 2.17                                 |
| Adjustment of tax relating to earlier years   | 5     | 0.06                                 | (0.02)                               |
| Deferred tax  | 5     | (0.24)                               | (1.81)                               |
| <b>Total tax expense</b>  |       | <b>(0.18)</b>                        | <b>0.34</b>                          |
| <b>VII Profit/ Loss for the year (VII-VIII)</b>   |       | <b>(21.32)</b>                       | <b>0.58</b>                          |
| <b>X OTHER COMPREHENSIVE INCOME</b>   |       |                                      |                                      |
| <b>Items that will not be reclassified to statement of profit or loss</b>                                   |       |                                      |                                      |
| Re-measurement gains/ (losses) on defined benefit plans   | 24    | -                                    | -                                    |
| Income tax effect   | 24    | -                                    | -                                    |
| Gain on FVTOCI financial assets   | 24    | -                                    | -                                    |
| Income tax effect   | 24    | -                                    | -                                    |
| <b>Net comprehensive income not to be reclassified to statement of profit or loss in subsequent periods</b> |       | <b>-</b>                             | <b>-</b>                             |
| <b>XI Other comprehensive income for the year, net of tax</b>   |       | <b>-</b>                             | <b>-</b>                             |
| <b>XII Total comprehensive income of the year, net of tax</b>   |       | <b>(21.32)</b>                       | <b>0.58</b>                          |
| <b>Earnings per share:</b>  |       |                                      |                                      |
| 1) Basic  | 25    | (42.64)                              | 1.17                                 |
| 2) Diluted  | 25    | (42.64)                              | 1.17                                 |

The accompanying notes form an integral part of these financial statements

For R. Jain & Sanjay Associates

Firm Registration No.: 0123774

Chartered Accountants

CA R. K. Jain

Partner

Membership No. 009981



For and on behalf of the Board of Director  
Lumax Energy Solutions Private

D. K. Jain  
(Chairman)  
DIN:00085848

Anmol Jain  
(Director)  
DIN:00004993

Place : New Delhi

Date : 17/05/2019

**Lumax Energy Solutions Private Limited**  
**Cash flow statement for Year ended March 31, 2019**

|   | Amount in INR Lacs, unless otherwise stated |                              |
|---|---|------------------------------|
|   | Year Ended<br>March 31, 2019                | Year Ended<br>March 31, 2018 |
| <b>Cash Flow from Operating Activities</b>                                    |   |                              |
| Profit before tax   | (21.50)                                     | 0.92                         |
| <b>Adjustment to reconcile profit before tax to net cash flows</b>            |   |                              |
| Non-cash adjustments:   |   |                              |
| Depreciation and amortisation expenses  | 2.11  | 2.11                         |
| Interest income   | -   | (1.10)                       |
| <b>Operating profit before working capital changes</b>                        | <b>(19.39)</b>                              | <b>1.93</b>                  |
| <b>Movements in working capital :</b>   |   |                              |
| (Increase)/Decrease in trade receivables                                      | 33.53                                       | 50.03                        |
| (Increase)/Decrease in inventories  | (0.27)                                      | 30.58                        |
| (Decrease)/ in current liabilities and provisions                             | (29.72)                                     | (105.81)                     |
| Decrease / (increase) in other assets   | (0.21)                                      | 16.88                        |
| <b>Cash generated from operations</b>   | <b>(16.06)</b>                              | <b>(6.39)</b>                |
| Direct taxes paid   | (0.06)                                      | (2.15)                       |
| <b>Net cash generated from operating activities (A)</b>                       | <b>(16.12)</b>                              | <b>(8.54)</b>                |
| <b>Cash flows from investing activities</b>                                   |   |                              |
| Purchase of fixed assets (including capital in progress and capital advances) | -   | -                            |
| Interest received   | -   | 1.10                         |
| <b>Net cash used in investing activities (B)</b>                              | <b>-</b>                                    | <b>1.10</b>                  |
| <b>Net (decrease) in cash and cash equivalents (A + B)</b>                    | <b>(16.12)</b>                              | <b>(7.44)</b>                |
| Cash and cash equivalents at the beginning of the year                        | 19.11                                       | 26.54                        |
| <b>Cash and cash equivalents at the end of the year</b>                       | <b>2.99</b>                                 | <b>19.11</b>                 |
| <b>Components of cash and cash equivalents</b>                                |   |                              |
| Cash on hand  | 0.01  | 0.12                         |
| Cheques/ drafts on hand   |   |                              |
| - on current accounts   | 2.98  | 18.99                        |
| <b>Total cash and cash equivalents</b>  | <b>2.99</b>                                 | <b>19.11</b>                 |

Summary of significant accounting policies

As per our report of even date

For **R. Jain & Sanjay Associates**  
 Firm Registration No.: 012377  
 Chartered Accountants

*R. K. Jain*  
 CA R. K. Jain  
 Partner  
 Membership No. 009981



For and on behalf of the Board of Directors  
**Lumax Energy Solutions Private Limited**

*D. K. Jain*  
 D. K. Jain  
 (Chairman)  
 DIN:00085848

*Anmol Jain*  
 Anmol Jain  
 (Director)  
 DIN:00004993

Place : Gurugram  
 Date : 17/05/2019



**Lumax Energy Solutions Private Limited**  
**Statement of Changes in equity for the year ended March 31, 2019**

Amount in INR Lacs, unless otherwise stated

|                                | Share capital*<br>(1) | Other Equity      |                    |                                   | Total equity<br>(1+2) |
|--------------------------------|-----------------------|-------------------|--------------------|-----------------------------------|-----------------------|
|                                |                       | Retained earnings | Securities premium | Total Reserves and surplus<br>(2) |                       |
| As at March 31, 2017 (A)       | 5.00                  | 35.48             | -                  | 35.48                             | 40.48                 |
| Add: Profit for the year       | -                     | 0.58              | -                  | 0.58                              | 0.58                  |
| Total comprehensive income (B) | -                     | 0.58              | -                  | 0.58                              | 0.58                  |
| As at March 31, 2018 (A+B)     | 5.00                  | 36.06             | -                  | 36.06                             | 41.06                 |
| Add: Loss for the year         | -                     | (21.32)           | -                  | (21.32)                           | (21.32)               |
| Total comprehensive income (C) | -                     | (21.32)           | -                  | (21.32)                           | (21.32)               |
| As at Mar 31, 2019 (A+B+C)     | 5.00                  | 14.74             | -                  | 14.74                             | 19.74                 |

\* 50,000 equity shares of Rs. 10/- each fully paid up

The accompanying notes form an integral part of these financial statements

For R. Jain & Sanjay Associates  
 Firm Registration No.: 0123771  
 Chartered Accountants

CA R. K. Jain  
 Partner  
 Membership No. 009981



For and on behalf of the Board of Directors  
 Lumax Energy Solutions Private Limited

D. K. Jain  
 (Chairman)  
 DIN:00085848

Anmol Jain  
 (Director)  
 DIN:00004993

Place : Gurugram  
 Date : 17/05/2019

## **1. Corporate information**

Lumax Energy Solutions Pvt. Ltd. was incorporated on October 01, 2003 under the name Lumax Auto Parts Trading Private Limited and subsequently on 04<sup>th</sup> January, 2016 the name of the company was changed to Lumax Energy Solutions Pvt. Ltd. The Company is engaged in the business of trading in lighting products including LED bulbs, Lights, Lamps etc.

## **2 Significant accounting policies**

### **2.1 Basis of Preparation**

The financial statements of the Company have been prepared in accordance with Indian Accounting Standards (Ind AS) notified under the Companies (Indian Accounting Standards) Rules, 2015 (as amended)

The financial statements have been prepared on a historical cost basis, except for the financial assets and liabilities which have been measured at fair value or revalued amount.

The Financial Statements are presented in Indian Rupees (Rs.) and all values are rounded to the nearest lakhs, except wherever otherwise stated.

### **2.2 Summary of significant accounting policies**

#### **a. Changes in accounting policies and disclosures**

##### **Ind AS 115 Revenue from contracts with customer**

The Company has applied Ind AS 115 for the first time. Ind AS 115 supersedes Ind AS 18 "Revenue" and it applies, with limited exceptions, to all revenue arising from contracts with customers. Ind AS 115 establishes a five-step model to account for revenue arising from contracts with customers and requires that revenue be recognised at an amount that reflects the consideration to which an entity expects to be entitled in exchange for transferring goods or services to a customer.

Ind AS 115 requires entities to exercise judgement, taking into consideration all the relevant facts and circumstances when applying each step of the model to contracts with their customers. The standard also specifies the accounting for the incremental costs of obtaining a contract and the costs directly related to fulfilling a contract. In addition, the standard requires extensive disclosures.

The Company adopted Ind AS 115 using the modified retrospective method of adoption with the date of initial application of April 1, 2018. Under this method, the standard can be applied either to all contracts at the date of initial application or only to contracts that are not completed at this date. The Company elected to apply the standard to all contracts as at April 1, 2018. This did not have any impact on the amounts recognized in prior periods and are not expected to significantly affect the current or future periods.

#### **b. Current versus non-current classification**

The Company presents assets and liabilities in the balance sheet are based on current/ non-current classification.

##### *Assets*

An asset is treated as current when it is:

- a) Expected to be realised or intended to be sold or consumed in normal operating cycle
- b) Held primarily for the purpose of trading



- c) Expected to be realised within twelve months after the reporting period, or
- d) Cash or cash equivalent unless restricted from being exchanged or used to settle a liability for at least twelve months after the reporting period

All other assets are classified as non-current.

#### ***Liabilities***

A liability is current when:

- (a) It is expected to be settled in normal operating cycle
- (b) It is held primarily for the purpose of trading
- (c) It is due to be settled within twelve months after the reporting period, or
- (d) There is no unconditional right to defer the settlement of the liability for at least twelve months after the reporting period

All other liabilities are classified as non-current.

Deferred tax assets and liabilities are classified as non-current assets and liabilities.

#### ***Operating cycle***

The operating cycle is the time between the acquisition of assets for processing and their realisation in cash and cash equivalents. The Company has identified twelve months as its operating cycle.

### **c. Property, plant and equipment**

Property, plant and equipment and capital work in progress are stated at cost less accumulated depreciation, if any.

Such cost includes expenditure that is directly attributable to the acquisition of the asset. The cost of self-constructed assets includes the cost of materials and direct services, any other costs directly attributable to bringing the assets to its working condition for their intended use and cost of replacing part of the plant and equipment and borrowing costs for long-term construction projects if the recognition criteria are met.

An item of property, plant and equipment and any significant part initially recognised is de-recognised upon disposal or when no future economic benefits are expected from its use. Any gain or loss arising on de-recognition of the asset (calculated as the difference between the net disposal proceeds and the carrying amount of the asset) is included in the statement of profit and loss within other income.

The Company has elected Ind AS 101 exemption and continue with the carrying value for all of its property, plant and equipment and capital work in progress as its deemed cost as at the date of transition.

#### ***Subsequent costs***

The cost of replacing a part of an item of property, plant and equipment is recognised in the carrying amount of the item of property, plant and equipment, if it is probable that the future economic benefits embodied within the part will flow to the Company and its cost can be measured reliably with the carrying amount of the replaced part getting derecognised. The cost



for day-to-day servicing of property, plant and equipment are recognised in statement of profit and loss as and when incurred.

***Capital work in progress***

Capital work in progress comprises the cost of tangible assets that are not ready for their intended use at the reporting date.

***Depreciation***

Depreciation is calculated on a straight-line basis over the estimated useful lives as prescribed in Schedule II to the Companies Act, 2013. The Company has used the following useful lives to provide depreciation on its Property, plant and equipment which is in line with schedule II:

| <b>Assets</b>     | <b>Useful Lives estimated by the management (in years)</b> |
|-------------------|--|
| Testing Equipment | 15   |

The residual value of property, plant and equipment is considered at 2%.

The residual values, useful lives and methods of depreciation of property, plant and equipment are reviewed at the end of each financial year and adjusted prospectively, if appropriate.

**d. Intangible assets and Intangible assets under development**

***Recognition and measurement***


Intangible assets that are acquired by the Company are measured initially at cost. Intangible assets with finite useful lives are measured at cost less accumulated amortisation and accumulated impairment losses, if any.

***Amortisation and useful lives***

Intangible assets with finite lives are amortised over the useful life and assessed for impairment whenever there is an indication that the intangible asset may be impaired. The amortisation period and the amortisation method for an intangible asset with a finite useful life are reviewed at least at the end of each reporting period. Changes in the expected useful life or the expected pattern of consumption of future economic benefits embodied in the asset are considered to modify the amortisation period or method, as appropriate, and are treated as changes in accounting estimates. The amortisation expense on intangible assets with finite lives is recognised in the statement of profit and loss unless such expenditure forms part of carrying value of another asset. Amortisation is calculated over the cost of the asset, or other amount substituted for cost.

| <b>Intangible Assets</b> | <b>Estimated Useful Life (Years)</b>                               |
|--------------------------|--|
| Computer Software        | Over the estimated economic useful lives ranging from 3 to 4 years |

n



Gains or losses arising from de-recognition of an intangible asset are measured as the difference between the net disposal proceeds and the carrying amount of the asset and are recognized in the statement of profit and loss when the asset is derecognized.

**e. Inventories**

Inventories which comprise traded goods are valued at the lower of cost and net realisable value.

The basis of determining costs for various categories of inventories is as follows:

- **Traded goods:** Cost of inventories comprises all cost of purchase, cost of conversion and other costs incurred in bringing the inventories to their present location and condition. Cost is determined on weighted moving average basis.

Net realisable value is the estimated selling price in the ordinary course of business, less the estimated costs of completion and the estimated costs necessary to make the sale.

**f. Revenue from contract with customer**

Revenue from contracts with customers is recognised when control of the goods or services are transferred to the customer at an amount that reflects the consideration to which the Group expects to be entitled in exchange for those goods or services. The Group has generally concluded that it is the principal in its revenue arrangements.

The Group has concluded that it is the principal in all of its revenue arrangements since it is the primary obligor in all the revenue arrangements as it has pricing latitude and is also exposed to inventory and credit risks.

However, Goods and services tax (GST) is not received by the Group on its own account. Rather, it is tax collected on value added to the commodity by the seller on behalf of the government. Accordingly, it is excluded from revenue.

The specific recognition criteria described below must also be met before revenue is recognised.


**(a) Sale of goods**

Revenue from sale of goods is recognized at the point in time when control of the inventory is transferred to the customer, generally on delivery of the equipment. The normal credit term is 30 to 90 days upon delivery.

The Company considers whether there are other promises in the contract that are separate performance obligations to which a portion of the transaction price needs to be allocated. In determining the transaction price for the sale of goods, the Company allocated a portion of the transaction price to goods bases on its relative standalone prices and also considers the following:

**g. Leases**

The determination of whether an arrangement is (or contains) a lease is based on the substance of the arrangement at the inception of the lease. The arrangement s, or contains, a lease: if



fulfilment of the arrangement is dependent on the use of a specific asset or assets and the arrangement conveys a right to use the asset or assets, even if that right is not explicitly specified in an arrangement.

For arrangements entered into prior to the Ind AS transition date i.e. April 01, 2016, the Company has determined whether the arrangement contain lease on the basis of facts and circumstances existing on the date of transition.

#### *Company as a lessee*

A lease is classified at the inception date as a finance lease or an operating lease.

#### **Finance lease**

A lease that transfers substantially all the risks and rewards incidental to ownership to the Company is classified as a finance lease.

Finance leases are capitalised at the commencement of the lease at the inception date, fair value of the leased property or, if lower, at the present value of the minimum lease payments. Lease payments are apportioned between finance charges and reduction of the lease liability so as to achieve a constant rate of interest on the remaining balance of the liability. Finance charges are recognised in finance costs in the statement of profit and loss, unless they are directly attributable to qualifying assets, in which case they are capitalized in accordance with the Company's general policy on the borrowing costs.

A leased asset is depreciated over the useful life of the asset. However, if there is no reasonable certainty that the Company will obtain ownership by the end of the lease term, the asset is depreciated over the shorter of the estimated useful life of the asset and the lease term.

#### **Operating lease**

A lease where risks and rewards incidental to ownership of an asset substantially vest with the lessor is classified as operating lease.

Operating lease payments are recognized as an expense in the statement of profit and loss on a straight-line basis over the lease term unless:

- (a) Another systematic basis is more representative of the time pattern of the user's benefit even if the payments to the lessors are not on that basis; or
- (b) The payments to the lessor are structured to increase in line with expected general inflation to compensate for the lessor's expected inflationary cost increases. If payments to the lessor vary because of factors other than general inflation, then this condition is not met.

#### **h. Retirement and other employee benefits**

Retirement benefit in the form of provident fund is a defined contribution scheme. The group has no obligation, other than the contribution payable to the provident fund. The group recognizes contribution payable to the provident fund scheme as an expense, when an employee renders the



related service.

Gratuity liability under the payment of Gratuity Act and provisions of Leave Encashment accrued are provided for an actual cost basis at the end of each financial year.

**i. Provisions (other than employee benefits)**

**General**

Provisions are recognised when the Company has a present obligation (legal or constructive) as a result of a past event, it is probable that an outflow of resources embodying economic benefits will be required to settle the obligation and a reliable estimate can be made of the amount of the obligation.

When the Company expects some or all of a provision to be reimbursed, the reimbursement is recognised as a separate asset, but only when the reimbursement is virtually certain.

The expense relating to a provision is presented in the statement of profit and loss, net of any reimbursement. If the effect of the time value of money is material, provisions are discounted using a current pre-tax rate that reflects, when appropriate, the risks specific to the liability. The unwinding of discount is recognised in the statement of profit and loss as a finance cost.

Provisions are reviewed at the end of each reporting period and adjusted to reflect the current best estimate. If it is no longer probable that an outflow of resources would be required to settle the obligation, the provision is reversed.

*(i) Warranties*

Provisions were not made in respect of warranty costs in the year of sale of goods as there have been no insignificant claims in earlier years.

*(ii) Contingencies*

Provision in respect of loss contingencies relating to claims, litigation, assessment, fines, penalties, etc. are recognized when it is probable that a liability has been incurred and the amount can be estimated reliably.

**j. Financial instruments**

A financial instrument is a contract that gives rise to a financial asset for one entity and a financial liability or equity instrument for another entity.

**Financial Assets**

***Initial recognition and measurement***

All financial assets are recognised initially at fair value plus, in the case of financial assets not recorded at fair value through profit or loss, transaction costs that are attributable to the acquisition of the financial asset.



## **Financial Liabilities**

### ***Initial recognition and measurement***

Financial liabilities are classified, at initial recognition, as financial liabilities at fair value through profit or loss.

All financial liabilities are recognised initially at fair value and, in the case of loans and borrowings and payables, net of directly attributable transaction costs.

The Company's financial liabilities include trade and other payables, loans and borrowings etc.

### **k. Fair value measurement**

Fair value is the price that would be received to sell an asset or paid to transfer a liability in an orderly transaction between market participants at the measurement date. The fair value measurement is based on the presumption that the transaction to sell the asset or transfer the liability takes place either:

- (a) In the principal market for the asset or liability, or
- (b) In the absence of a principal market, in the most advantageous market for the asset or liability

The principal or the most advantageous market must be accessible by the Company.

The fair value of an asset or a liability is measured using the assumptions that market participants would use when pricing the asset or liability, assuming that market participants act in their economic best interest.

A fair value measurement of a non-financial asset takes into account a market participant's ability to generate economic benefits by using the asset in its highest and best use or by selling it to another market participant that would use the asset in its highest and best use.

The Company uses valuation techniques that are appropriate in the circumstances and for which sufficient data are available to measure fair value, maximising the use of relevant observable inputs and minimising the use of unobservable inputs.

All assets and liabilities for which fair value is measured or disclosed in the financial statements are categorised within the fair value hierarchy, described as follows, based on the lowest level input that is significant to the fair value measurement as a whole:

- Level 1 — Quoted (unadjusted) market prices in active markets for identical assets or liabilities
- Level 2 — Valuation techniques for which the lowest level input that is significant to the fair value measurement is directly or indirectly observable
- Level 3 — Valuation techniques for which the lowest level input that is significant to the fair value measurement is unobservable





For assets and liabilities that are recognised in the financial statements on a recurring basis, the Company determines whether transfers have occurred between levels in the hierarchy by re-assessing categorisation (based on the lowest level input that is significant to the fair value measurement as a whole) at the end of each reporting period.

**1. Taxes**

*Current income tax*

Current income tax assets and liabilities are measured at the amount expected to be recovered from or paid to the taxation authorities. The tax rates and tax laws used to compute the amount are those that are enacted or substantively enacted, at the reporting date.

Current income tax relating to items recognized outside profit or loss is recognized outside profit or loss (either in other comprehensive income (OCI) or in equity). Current tax items are recognized in correlation to the underlying transaction either in OCI or directly in equity. Management periodically evaluates positions taken in the tax returns with respect to situations in which applicable tax regulations are subject to interpretation and establishes provisions where appropriate.

*Deferred tax*


Deferred tax is provided using the liability method on temporary differences between the tax bases of assets and liabilities and their carrying amounts for financial reporting purposes at the reporting date.

Deferred tax assets are recognised for all deductible temporary differences, the carry forward of unused tax credits and any unused tax losses. Deferred tax assets are recognised to the extent that it is probable that taxable profit will be available against which the deductible temporary differences, and the carry forward of unused tax credits and unused tax losses can be utilised, except when the deferred tax asset relating to the deductible temporary difference arises from the initial recognition of an asset or liability in a transaction that is not a business combination and, at the time of the transaction, affects neither the accounting profit nor taxable profit or loss.

The carrying amount of deferred tax assets is reviewed at each reporting date and reduced to the extent that it is no longer probable that sufficient taxable profit will be available to allow all or part of the deferred tax asset to be utilised. Unrecognised deferred tax assets are re-assessed at each reporting date and are recognised to the extent that it has become probable that future taxable profits will allow the deferred tax asset to be recovered.

Deferred tax assets and liabilities are measured at the tax rates that are expected to apply in the year when the asset is realised or the liability is settled, based on tax rates (and tax laws) that have been enacted or substantively enacted at the reporting date.

Deferred tax relating to items recognised outside profit or loss is recognised outside profit or loss (either in other comprehensive income or in equity). Deferred tax items are recognised in correlation to the underlying transaction either in OCI or directly in equity.



Deferred tax assets and deferred tax liabilities are offset if a legally enforceable right exists to set off current tax assets against current tax liabilities and the deferred taxes relate to the same taxable entity and the same taxation authority.

**m. Cash and cash equivalents**

Cash and cash equivalent in the balance sheet comprise cash at banks and on hand and short-term deposits with an original maturity of three months or less, which are subject to an insignificant risk of changes in value.

For the purpose of the statement of cash flows, cash and cash equivalents consist of cash and short-term deposits, as defined above, net of outstanding bank overdrafts as they are considered an integral part of the Company's cash management.

**n. Earnings per share (EPS)**

Basic EPS amounts are calculated by dividing the profit for the year attributable to the shareholders of the Company by the weighted average number of equity shares outstanding as at the end of reporting period.

Diluted EPS amounts are calculated by dividing the profit attributable to the shareholders of the Company by the weighted average number of equity shares outstanding during the year plus the weighted average number of Equity shares that would be issued on conversion of all the dilutive potential equity shares into equity shares.

**o. Contingent liabilities**

A contingent liability exists when there is a possible but not probable obligation, or a present obligation that may, but probably will not, require an outflow of resources, or a present obligation whose amount cannot be estimated reliably. Contingent liabilities do not warrant provisions, but are disclosed unless the possibility of outflow of resources is remote. Contingent assets are neither recognised nor disclosed in the financial statements. However, contingent assets are assessed continually and if it is virtually certain that an inflow of economic benefits will arise, the asset and related income are recognised in the period in which the change occurs.

**p. Segment reporting**

*Identification of segments*

The Company is engaged in trading of lighting products. Since the company's business activity falls within a single business segment, there are no disclosures to be provided.



**2.3 Significant accounting judgements, estimates and assumptions**

The preparation of the Company's financial statements requires management to make judgements, estimates and assumptions that affect the reported amounts of revenues, expenses, assets and liabilities, and the accompanying disclosures, and the disclosure of contingent liabilities. Uncertainty about these assumptions and estimates could result in outcomes that require a material adjustment to the carrying amount of assets or liabilities affected in future periods.

**2.4 Estimates and assumptions**

The key assumptions concerning the future and other key sources of estimation uncertainty at the reporting date, that have a significant risk of causing a material adjustment to the carrying amounts of assets and liabilities within the next financial year, are described below. The Company based its assumptions and estimates on parameters available when the financial statements were prepared. Existing circumstances and assumptions about future developments, however, may change due to market changes or circumstances arising that are beyond the control of the Company. Such changes are reflected in the assumptions when they occur.

**a) Property, plant and equipment**

Refer note 2.2(b) for the estimated useful life of property, plant and equipment. The carrying value of property, plant and equipment has been disclosed in note 3.

**b) Intangible assets**

Refer note 2.2(c) for the estimated useful life of intangible assets. The carrying value of intangible assets has been disclosed in note 4.



3 Property, plant and equipment and capital work in progress

a) Property, plant and equipment (net)

The details of property, plant and equipment (net) :

Amount in INR Lacs, unless otherwise stated

|                   | As at<br>March 31, 2019 | As at<br>March 31, 2018 |
|-------------------|-------------------------|-------------------------|
| Testing Equipment | 0.06                    | 0.07                    |
| <b>Total</b>      | <b>0.06</b>             | <b>0.07</b>             |




**Lumax Energy Solutions Private Limited**  
**Notes to financial statements for the Year ended March 31, 2019**

**3.1 Property, plant and equipment**

Amount in INR Lacs, unless otherwise stated

| Particulars                      | Testing<br>Equipment | Total       |
|----------------------------------|----------------------|-------------|
| <b>Gross block</b>               |                      |             |
| As at March 31, 2017             | 0.08                 | 0.08        |
| Additions                        | -                    | -           |
| Disposals                        | -                    | -           |
| Adjustment                       | -                    | -           |
| <b>As at March 31, 2018</b>      | <b>0.08</b>          | <b>0.08</b> |
| Additions                        | -                    | -           |
| Disposals                        | -                    | -           |
| Adjustment                       | -                    | -           |
| <b>As at March 31, 2019</b>      | <b>0.08</b>          | <b>0.08</b> |
| <b>Depreciation/amortisation</b> |                      |             |
| As at March 31, 2017             | -                    | -           |
| For the year                     | 0.01                 | 0.01        |
| Disposals                        | -                    | -           |
| <b>As at March 31, 2018</b>      | <b>0.01</b>          | <b>0.01</b> |
| For the year                     | 0.01                 | 0.01        |
| Disposals                        | -                    | -           |
| <b>As at March 31, 2019</b>      | <b>0.02</b>          | <b>0.02</b> |
| <b>Net block</b>                 |                      |             |
| As at March 31, 2017             | 0.08                 | 0.08        |
| As at March 31, 2018             | 0.07                 | 0.07        |
| As at March 31, 2019             | 0.06                 | 0.06        |



4 Intangible assets

a) Details of intangible assets:


Amount in INR Lacs, unless otherwise stated

|                          | As at<br>March 31, 2019 | As at<br>March 31, 2018 |
|--------------------------|-------------------------|-------------------------|
| <b>Intangible assets</b> |                         |                         |
| - Computer software      | 3.53                    | 5.63                    |
| <b>Total</b>             | <b>3.53</b>             | <b>5.63</b>             |

b) Disclosures regarding gross block of intangible assets, accumulated amortisation and net block are as given below:

Amount in INR Lacs, unless otherwise stated

|                                       | Computer<br>softwares | Total       |
|---------------------------------------|-----------------------|-------------|
| <b>Cost</b>                           |                       |             |
| <b>At march 31, 2017</b>              | 8.42                  | 8.42        |
| Add: Additions                        | -                     | -           |
| Less: Disposals                       | -                     | -           |
| <b>At March 31, 2018</b>              | 8.42                  | 8.42        |
| Add: Additions                        | -                     | -           |
| Less: Disposals                       | -                     | -           |
| <b>At March 31, 2019</b>              | <b>8.42</b>           | <b>8.42</b> |
| <b>Amortisation</b>                   |                       |             |
| <b>At march 31, 2017</b>              | 0.69                  | 0.69        |
| Add: Amortisation charge for the year | 2.10                  | 2.10        |
| Less: Disposals                       | -                     | -           |
| <b>At March 31, 2018</b>              | 2.79                  | 2.79        |
| Add: Amortisation charge for the year | 2.10                  | 2.10        |
| Less: Disposals                       | -                     | -           |
| <b>At March 31, 2019</b>              | <b>4.89</b>           | <b>4.89</b> |
| <b>Net book value</b>                 |                       |             |
| <b>At march 31, 2017</b>              | 7.73                  | 7.73        |
| <b>At March 31, 2018</b>              | 5.63                  | 5.63        |
| <b>At March 31, 2019</b>              | <b>3.53</b>           | <b>3.53</b> |



5 Income tax

The major components of income tax expense for the years ended March 31, 2019 and March 31, 2018 are:

Statement of profit and loss:

Profit or loss section

|   | Amount in INR Lacs, unless otherwise stated |                         |
|---|---|-------------------------|
|   | As at<br>March 31, 2019                     | As at<br>March 31, 2018 |
| <b>Current income tax:</b>  |   |                         |
| Current income tax charge   | -   | 2.17                    |
| Adjustments in respect of current income tax of previous year         | 0.06  | (0.02)                  |
| <b>Deferred tax :</b>   |   |                         |
| Relating to origination and reversal of temporary differences         | (0.24)                                      | (1.81)                  |
| <b>Income tax expense reported in the statement of profit or loss</b> | <b>(0.18)</b>                               | <b>0.34</b>             |

OCI section

Deferred tax related to items recognised in OCI during the year:

|   | Amount in INR Lacs, unless otherwise stated |                         |
|---|---|-------------------------|
|   | As at<br>March 31, 2019                     | As at<br>March 31, 2018 |
| Net loss/ (gain) on remeasurements of defined benefit plans | -   | -                       |
| <b>Income tax charged to OCI</b>                            | <b>-</b>                                    | <b>-</b>                |

Reconciliation of tax expense and the accounting profit multiplied by India's domestic tax rate for March 31, 2019

|   | Amount in INR Lacs, unless otherwise stated |                         |
|---|---|-------------------------|
|   | As at<br>March 31, 2019                     | As at<br>March 31, 2018 |
| <b>Accounting profit before income tax</b>                              | <b>(21.50)</b>                              | <b>0.92</b>             |
| At India's statutory income tax rate of 26% (March 31, 2018: 25.75%)    | (5.59)                                      | 0.24                    |
| <b>Non-deductible expenses for tax purposes:</b>                        |   |                         |
| B/f losses  | 5.22  | -                       |
| Effect of delay in payment of Advance Tax                               | -   | 0.14                    |
| Disallowance of interest on late deposit of TDS                         | -   | 0.00                    |
| Cash paid more than 10,000  | 0.13  | -                       |
| <b>Additional deduction</b>   |   |                         |
| Effect of change in tax rate  | -   | (0.02)                  |
| Tax relating to earlier year  | 0.06  | (0.02)                  |
| <b>At the effective income tax rate of 26% (March 31, 2018: 25.75%)</b> | <b>(0.18)</b>                               | <b>0.34</b>             |
| <b>Income tax expense reported in the statement of profit and loss</b>  | <b>(0.18)</b>                               | <b>0.34</b>             |

| Deferred tax:  | Amount in INR Lacs, unless otherwise stated |                         |                         |                                      |                                      |
|--|---|-------------------------|-------------------------|--------------------------------------|--------------------------------------|
|  | Balance sheet                               |                         |                         | Statement of profit and loss         |                                      |
|  | As at<br>March 31, 2019                     | As at<br>March 31, 2018 | As at<br>March 31, 2017 | For the Year ended<br>March 31, 2019 | For the year ended<br>March 31, 2018 |
| <b>Deferred tax assets relates to the following :</b>  |   |                         |                         |                                      |                                      |
| Impact of expenditures charged to statement of profit and loss in the current year but allowed for tax purposes on payment basis | 0.36  | 0.30                    | -                       | (0.06)                               | (0.30)                               |
| Impact of allowance for doubtful debts   | 2.24  | 2.24                    | -                       | -                                    | (2.24)                               |
|  | <b>2.60</b>                                 | <b>2.54</b>             | <b>-</b>                | <b>(0.06)</b>                        | <b>(2.54)</b>                        |
| <b>Deferred tax liability relates to the following :</b>   |   |                         |                         |                                      |                                      |
| Accelerated depreciation for tax purposes  | 0.38  | 0.56                    | -                       | 0.18                                 | (0.56)                               |
|  | <b>0.38</b>                                 | <b>0.56</b>             | <b>-</b>                | <b>0.18</b>                          | <b>(0.56)</b>                        |
| Re-measurement gains/ (losses) on defined benefit plans  |   |                         |                         | -                                    | -                                    |
| <b>Deferred tax expense/(income)</b>   |   |                         |                         | <b>(0.24)</b>                        | <b>(1.98)</b>                        |
| <b>Total deferred tax liability (Net)</b>  | <b>(2.22)</b>                               | <b>(1.98)</b>           | <b>-</b>                |                                      |                                      |

The Company offsets tax assets and liabilities if and only if it has a legally enforceable right to set off current tax assets and current tax liabilities and the deferred tax assets and deferred tax liabilities relate to income taxes levied by the same tax authority.



**Lumax Energy Solutions Private Limited**  
**Notes to financial statements for the Year ended March 31, 2019**

**6 Inventories**

**a) Details of inventories:**

|   | Amount in INR Lacs, unless otherwise stated |                         |
|---|---|-------------------------|
|   | As at<br>March 31, 2019                     | As at<br>March 31, 2018 |
| Finished goods (at lower of cost and net realisable value) [including sales in transit Rs. Nil (March 31, 2018: Rs. Nil)] | 142.89                                      | 142.62                  |
| <b>Total inventories at the lower of cost and net realisable value</b>  | <b>142.89</b>                               | <b>142.62</b>           |

**7 Trade receivables**

**a) Details of trade receivables:**

|  | As at<br>March 31, 2019 | As at<br>March 31, 2018 |
|--|-------------------------|-------------------------|
| Trade receivables                      | 14.17                   | 30.66                   |
| Receivables from other related parties | 2.50                    | 19.54                   |
| <b>Total Trade receivables</b>         | <b>16.67</b>            | <b>50.20</b>            |

**Break-up for security details**

|  | Amount in INR Lacs, unless otherwise stated |                         |
|--|---|-------------------------|
|  | As at<br>March 31, 2019                     | As at<br>March 31, 2018 |
| <b>Outstanding for a period exceeding six months from the date they were due for payment</b> |   |                         |
| Secured, considered good   | -   | -                       |
| Unsecured, considered good   | 15.62                                       | -                       |
| Doubtful   | 8.63  | 8.63                    |
|  | <b>24.25</b>                                | <b>8.63</b>             |
| Provision for doubtful receivables   | (8.63)                                      | (8.63)                  |
| <b>Total (A)</b>   | <b>15.62</b>                                | -                       |
| <b>Other trade receivables</b>   |   |                         |
| Secured, considered good   | -   | -                       |
| Unsecured, considered good   | 1.05  | 50.20                   |
| Doubtful   | -   | -                       |
|  | <b>1.05</b>                                 | <b>50.20</b>            |
| Provision for doubtful receivables   | -   | -                       |
| <b>Total (B)</b>   | <b>1.05</b>                                 | <b>50.20</b>            |
| <b>Total (A+B)</b>   | <b>16.67</b>                                | <b>50.20</b>            |

- b) There are trade or other receivable due from firms or private companies respectively in which any director is a director/ partner or a member.
- c) Trade receivables are non-interest bearing and are generally on terms of not more than 30-90 days.





**Lumax Energy Solutions Private Limited**  
**Notes to financial statements for the Year ended March 31, 2019**

**8 Financial assets - cash and cash equivalents:**

Amount in INR Lacs, unless otherwise stated

|   | As at<br>March 31, 2019 | As at<br>March 31, 2018 |
|---|-------------------------|-------------------------|
| Balances with banks:<br>- on current accounts | 2.98                    | 18.99                   |
| Cash on hand                                  | 0.01                    | 0.12                    |
| <b>Total</b>                                  | <b>2.99</b>             | <b>19.11</b>            |

For the purpose of the statement of cash flow, cash and cash equivalents comprise of the following:

Amount in INR Lacs, unless otherwise stated

|   | As at<br>March 31, 2019 | As at<br>March 31, 2018 |
|---|-------------------------|-------------------------|
| Balances with banks:<br>-Current accounts | 2.98                    | 18.99                   |
| Cash on hand                              | 0.01                    | 0.12                    |
| <b>Total</b>                              | <b>2.99</b>             | <b>19.11</b>            |



**Lumax Energy Solutions Private Limited**  
**Notes to financial statements for the Year ended March 31, 2019**

**9 Other assets**  
**(Unsecured, considered good, unless otherwise stated)**

The details of other assets:

Amount in INR Lacs, unless otherwise stated

|   | As at<br>March 31, 2019 | As at<br>March 31, 2018 |
|---|-------------------------|-------------------------|
| <b>Non- current</b>                             |                         |                         |
| Advances for property, plant and equipment      | -                       | -                       |
|   | -                       | -                       |
| Less: Provision for doubtful capital advances   | -                       | -                       |
| <b>Total (A)</b>                                | -                       | -                       |
| <b>Current</b>                                  |                         |                         |
| Balance with statutory / government authorities | 4.11                    | 3.15                    |
| Advance to suppliers                            | 0.02                    | 0.49                    |
| Prepaid expenses                                | 1.20                    | 0.93                    |
| Others advances                                 | 0.09                    | 0.64                    |
| <b>Total (B)</b>                                | 5.42                    | 5.21                    |
| <b>Total (A+B)</b>                              | 5.42                    | 5.21                    |
| <b>Total current</b>                            | 5.42                    | 5.21                    |
| <b>Total non -current</b>                       | -                       | -                       |



10 Share Capital

a) Details of share capital is as follows:

Amount in INR Lacs, unless otherwise stated

|   | As at<br>March 31, 2019 | As at<br>March 31, 2018 |
|---|-------------------------|-------------------------|
| <b>Authorised share capital</b><br>50,000 (March 31, 2018: 50,000) equity shares of Rs. 10 each       | 5.00                    | 5.00                    |
|   | <b>5.00</b>             | <b>5.00</b>             |
| <b>Issued, subscribed and paid up</b><br>50,000 (March 31, 2018: 50,000) equity shares of Rs. 10 each | 5.00                    | 5.00                    |
|   | <b>5.00</b>             | <b>5.00</b>             |

b) Reconciliation of authorised share capital

|                        | Equity Shares |                 |
|------------------------|---------------|-----------------|
|                        | No. of shares | Amount in lakhs |
| At March 31, 2017      | 50,000        | 5.00            |
| Issued during the year | -             | -               |
| At March 31, 2018      | 50,000        | 5.00            |
| Issued during the year | -             | -               |
| At March 31, 2019      | <b>50,000</b> | <b>5.00</b>     |

c) Reconciliation of issued, subscribed and paid up share capital

Amount in INR Lacs, unless otherwise stated

|   | Equity Shares |             |
|---|---------------|-------------|
|   | No. of shares | Amount      |
| <b>Equity shares of INR 10 each issued, subscribed and fully paid</b> |               |             |
| At March 31, 2017   | 50,000        | 5.00        |
| Issued during the year  | -             | -           |
| At March 31, 2018   | 50,000        | 5.00        |
| Issued during the year  | -             | -           |
| At March 31, 2019   | <b>50,000</b> | <b>5.00</b> |



Notes to financial statements for the Year ended March 31, 2019

d) Terms/ rights attached to equity shares:

The Company has only one class of equity shares having a par value of INR 10 per share. Each holder of equity is entitled to one vote per share. The Company declares and pays dividends in Indian rupees. The dividend, if proposed by the Board of Directors, is subject to the approval of the shareholders in the Annual General Meeting.


In the event of liquidation of the Company, the holders of equity shares will be entitled to receive remaining assets of the Company, after distribution of any preferential amounts. The distribution will be in proportion to the number of equity shares held by the shareholders.

e) Details of shareholders holding more than 5% shares in the company

| Name of the shareholder                 | As at March 31, 2019 |                                | As at March 31, 2018 |                                |
|---|----------------------|--------------------------------|----------------------|--------------------------------|
|   | No. of shares        | % holding in the equity shares | No. of shares        | % holding in the equity shares |
| Equity shares of INR 10 each fully paid |                      |                                |                      |                                |
| Lumax Integrated Ventures Pvt Ltd.      | 50,000               | 100.00%                        | 50,000               | 100.00%                        |

11 Other equity

|                          | Amount in INR Lacs, unless otherwise stated |                    |         |
|--------------------------|---|--------------------|---------|
|                          | Retained earnings                           | Securities premium | Total   |
| At March 31, 2017        | 35.48                                       | -                  | 35.48   |
| Profit for the year      | 0.58  | -                  | 0.58    |
| At March 31, 2018        | 36.06                                       | -                  | 36.06   |
| Add: Profit for the year | (21.32)                                     | -                  | (21.32) |
| At March 31, 2019        | 14.74                                       | -                  | 14.74   |



**Lumax Energy Solutions Private Limited**  
**Notes to financial statements for the Year ended March 31, 2019**

**12 Trade payables**

Amount in INR Lacs, unless otherwise stated

|   | As at<br>March 31, 2019 | As at<br>March 31, 2018 |
|---|-------------------------|-------------------------|
| <b>A. Trade payables</b>                            |                         |                         |
| - Trade payables                                    | 11.88                   | 31.00                   |
| - Related parties                                   | 139.02                  | 148.37                  |
| <b>B. Other payables</b>                            |                         |                         |
| - Other payables                                    | 0.91                    | 0.67                    |
| <b>Total</b>  | <b>151.81</b>           | <b>180.04</b>           |
| Payables to micro and small enterprises             | -                       | -                       |
| Payables to others than micro and small enterprises | 151.81                  | 180.04                  |

Trade payables are non-interest bearing and are normally settled on 30-90 days terms.

**13 Other financial liabilities**

Amount in INR Lacs, unless otherwise stated

|  | As at<br>March 31, 2019 | As at<br>March 31, 2018 |
|--|-------------------------|-------------------------|
| <b>Other financial liabilities at amortised cost</b> |                         |                         |
| <b>Non-current</b>                                   | -                       | -                       |
| <b>Total (A)</b>                                     | -                       | -                       |
| <b>Current</b>                                       |                         |                         |
| Accrued salaries                                     | 1.29                    | 0.92                    |
| <b>Total (B)</b>                                     | <b>1.29</b>             | <b>0.92</b>             |
| <b>Total (A+B)</b>                                   | <b>1.29</b>             | <b>0.92</b>             |
| <b>Total current</b>                                 | <b>1.29</b>             | <b>0.92</b>             |
| <b>Total non-current</b>                             | -                       | -                       |

**Breakup of financial liabilities at amortised cost:**

Amount in INR Lacs, unless otherwise stated

|  | As at<br>March 31, 2019 | As at<br>March 31, 2018 |
|--|-------------------------|-------------------------|
| Trade payables   | 151.81                  | 180.04                  |
| Other payable  | 1.29                    | 0.92                    |
| <b>Total Total financial liabilities carried at amortised cost</b> | <b>153.10</b>           | <b>180.96</b>           |



14 Provisions

Amount in INR Lacs, unless otherwise stated

|                                    | As at<br>March 31, 2019 | As at<br>March 31, 2018 |
|------------------------------------|-------------------------|-------------------------|
| <b>Current</b>                     |                         |                         |
| Provision for employee benefits    |                         |                         |
| Provision for gratuity             | 0.17                    | 0.18                    |
| Provision for compensated absences | 0.35                    | 0.13                    |
| <b>Total</b>                       | <b>0.52</b>             | <b>0.31</b>             |
| <b>Current</b>                     | <b>0.52</b>             | <b>0.31</b>             |
| <b>Non- Current</b>                | <b>-</b>                | <b>-</b>                |

15 Other liabilities

a) Details of other liabilities:

Amount in INR Lacs, unless otherwise stated

|                    | As at<br>March 31, 2019 | As at<br>March 31, 2018 |
|--------------------|-------------------------|-------------------------|
| <b>Current</b>     |                         |                         |
| Statutory dues     | 0.42                    | 0.32                    |
| <b>Total</b>       | <b>0.42</b>             | <b>0.32</b>             |
| <b>Current</b>     | <b>0.42</b>             | <b>0.32</b>             |
| <b>Non-current</b> | <b>-</b>                | <b>-</b>                |

16 Current Tax Liabilities (net)

|                                       | As at<br>March 31, 2019 | As at<br>March 31, 2018 |
|---------------------------------------|-------------------------|-------------------------|
| Opening balance                       | 2.17                    | -                       |
| Add: Current tax payable for the year | -                       | 2.17                    |
| Less : Taxes paid                     | 2.17                    | -                       |
| <b>Current tax liabilities (net)</b>  | <b>-</b>                | <b>2.17</b>             |



17 Revenue from operations

a) The details of revenue from operations is as follows:


|                                | Amount in INR Lacs, unless otherwise stated |                                      |
|--------------------------------|---|--------------------------------------|
|                                | For the Year ended<br>March 31, 2019        | For the year ended<br>March 31, 2018 |
| <b>Sale of Traded Goods</b>    |   |                                      |
| Traded goods                   | 11.89                                       | 197.95                               |
| <b>Total sale of products</b>  | <b>11.89</b>                                | <b>197.95</b>                        |
| <b>Revenue from operations</b> | <b>11.89</b>                                | <b>197.95</b>                        |

b) Detail of products sold:

|                                     | Amount in INR Lacs, unless otherwise stated |                                      |
|-------------------------------------|---|--------------------------------------|
|                                     | For the Year ended<br>March 31, 2019        | For the year ended<br>March 31, 2018 |
| <b>Details of traded goods sold</b> |   |                                      |
| Led Lights & Accessories            | 11.89                                       | 197.95                               |
|                                     | <b>11.89</b>                                | <b>197.95</b>                        |

18 Other income

|                                   | Amount in INR Lacs, unless otherwise stated |                                      |
|-----------------------------------|---|--------------------------------------|
|                                   | For the Year ended<br>March 31, 2019        | For the year ended<br>March 31, 2018 |
| <b>Other non-operating income</b> |   |                                      |
| Interest income                   |   |                                      |
| - Others                          | -   | 1.10                                 |
| Discount received                 | -   | 0.15                                 |
| Liabilities no longer required    | 0.53  | 2.75                                 |
| Miscellaneous income              | -   | 0.38                                 |
| <b>Total</b>                      | <b>0.53</b>                                 | <b>4.38</b>                          |



19 Purchase of Traded Goods

a) Finished goods

Amount in INR Lacs, unless otherwise stated

|                                 | For the Year ended<br>March 31, 2019 | For the year ended<br>March 31, 2018 |
|---------------------------------|--------------------------------------|--------------------------------------|
| Purchase of Traded Goods        | 11.01                                | 119.58                               |
| <b>Purchase of Traded Goods</b> | <b>11.01</b>                         | <b>119.58</b>                        |

b) Product wise details of Purchase of traded goods

Amount in INR Lacs, unless otherwise stated

|                          | For the Year ended<br>March 31, 2019 | For the year ended<br>March 31, 2018 |
|--------------------------|--------------------------------------|--------------------------------------|
| Led Lights & Accessories | 11.01                                | 119.58                               |
| <b>Total</b>             | <b>11.01</b>                         | <b>119.58</b>                        |





20 (Increase)/Decrease in inventories of finished goods, work-in-progress and traded goods

|  | Amount in INR Lacs, unless otherwise stated |                                      |
|--|---|--------------------------------------|
|  | For the Year ended<br>March 31, 2019        | For the year ended<br>March 31, 2018 |
| <b>Opening stock</b>   |   |                                      |
| - Finished goods   | 142.62                                      | 173.19                               |
| <b>Total A</b>   | <b>142.62</b>                               | <b>173.19</b>                        |
| <b>Closing stock</b>   |   |                                      |
| - Finished goods   | 142.89                                      | 142.62                               |
| <b>Total B</b>   | <b>142.89</b>                               | <b>142.62</b>                        |
| <b>Changes in inventories of finished goods</b>  |   |                                      |
| - Finished goods   | (0.27)                                      | 30.58                                |
| <b>(Increase)/Decrease in inventories of finished goods, work-in-progress and traded goods (A-B)</b> | <b>(0.27)</b>                               | <b>30.58</b>                         |

Details of inventory

|                          | Amount in INR Lacs, unless otherwise stated |                                      |
|--------------------------|---|--------------------------------------|
|                          | For the Year ended<br>March 31, 2019        | For the year ended<br>March 31, 2018 |
| <b>Traded goods</b>      |   |                                      |
| Led Lights & Accessories | 142.89                                      | 142.62                               |
|                          | 142.89                                      | 142.62                               |
|                          |   |                                      |
|                          | 142.89                                      | 142.62                               |



**21 Employee benefits expense**

Amount in INR Lacs, unless otherwise stated

|  | For the Year ended<br>March 31, 2019 | For the year<br>ended<br>March 31, 2018 |
|--|--------------------------------------|---|
| Salaries, wages and bonus                  | 8.85                                 | 15.45                                   |
| Contributions to provident and other funds | 0.45                                 | 0.77                                    |
| Compensated absences                       | 0.22                                 | 0.42                                    |
| Gratuity expense                           | (0.01)                               | 0.27                                    |
| Staff welfare expense                      | 0.12                                 | 0.61                                    |
| <b>Total</b>                               | <b>9.64</b>                          | <b>17.53</b>                            |

**22 Depreciation and amortization expense**

Amount in INR Lacs, unless otherwise stated

|   | For the Year ended<br>March 31, 2019 | For the year<br>ended<br>March 31, 2018 |
|---|--------------------------------------|---|
| Depreciation of tangible assets (note 03)   | 0.01                                 | 0.01                                    |
| Amortization of intangible assets (note 04) | 2.10                                 | 2.10                                    |
| <b>Total</b>                                | <b>2.11</b>                          | <b>2.11</b>                             |



**Lumax Energy Solutions Private Limited**  
**Notes to financial statements for the Year ended March 31, 2019**

**23 Other expenses**

Amount in INR Lacs, unless otherwise stated

|   | For the Year ended<br>March 31, 2019 | For the year ended<br>March 31, 2018 |
|---|--------------------------------------|--------------------------------------|
| Freight and forwarding charges            | 0.92                                 | 7.64                                 |
| Power and fuel                            | -                                    | 2.03                                 |
| Travelling and conveyance                 | 0.32                                 | 0.53                                 |
| Rent                                      | 3.42                                 | 5.91                                 |
| Security charges                          | -                                    | 0.40                                 |
| Legal and professional fees               | 2.18                                 | 0.28                                 |
| Repairs and maintenance                   |                                      |                                      |
| - Others                                  | 3.08                                 | 3.15                                 |
| Communication cost                        | 0.02                                 | 0.70                                 |
| Rates and taxes                           | 0.46                                 | 0.01                                 |
| Payment to auditors (refer detail below)* | 0.50                                 | 0.50                                 |
| Insurance                                 | 0.40                                 | 0.26                                 |
| Printing and stationery                   | -                                    | 0.05                                 |
| Provision for doubtful debts and advances | -                                    | 8.63                                 |
| Miscellaneous expenses                    | 0.13                                 | 1.54                                 |
| <b>Total</b>                              | <b>11.44</b>                         | <b>31.62</b>                         |

\* Payment made to auditors is as follows:

Amount in INR Lacs, unless otherwise stated

|                  | For the Year ended<br>March 31, 2019 | For the year ended<br>March 31, 2018 |
|------------------|--------------------------------------|--------------------------------------|
| As auditor:      |                                      |                                      |
| - Audit fee      | 0.50                                 | 0.50                                 |
| - Other services | -                                    | -                                    |
| <b>Total</b>     | <b>0.50</b>                          | <b>0.50</b>                          |



24 Components of Other Comprehensive Income (OCI)

The disaggregation of changes to OCI by each type of reserve in equity is shown below:

|   | Amount in INR Lacs, unless otherwise stated |                                      |
|---|---|--------------------------------------|
|   | Retained earnings                           |                                      |
|   | For the Year ended<br>March 31, 2019        | For the year ended<br>March 31, 2018 |
| Re-measurement gains/ (losses) on defined benefit plans | -   | -                                    |
| Deferred tax thereon                                    | -   | -                                    |
| Gain on FVTOCI financial assets                         | -   | -                                    |
| Deferred tax thereon                                    | -   | -                                    |
|   | -   | -                                    |

25 Earnings per share (EPS)

- a) Basic EPS amounts are calculated by dividing the profit for the year attributable to equity holders of the parent by the weighted average number of equity shares outstanding during the year.
- b) Diluted EPS amounts are calculated by dividing the profit attributable to equity holders of the parent (after adjusting for interest on the convertible preference shares) by the weighted average number of equity shares outstanding during the year plus the weighted average number of equity shares that would be issued on conversion of all the dilutive potential equity shares into equity shares.
- c) The following reflects the income and share data used in the basic and diluted EPS computations:

|   | (Amount in INR)                      |                                      |
|---|--------------------------------------|--------------------------------------|
|   | For the Year ended<br>March 31, 2019 | For the year ended<br>March 31, 2018 |
| Profit attributable to the equity holders of the Company                  | (21,32,038)                          | 58,392.94                            |
| Weighted average number of equity shares for basic and diluted EPS        | 50,000.00                            | 50,000.00                            |
| <b>Basic and diluted earnings per share (face value INR 10 per share)</b> | <b>(42.64)</b>                       | <b>1.17</b>                          |

- d) There have been no transactions involving equity shares or potential equity shares between the reporting date and the date of authorisation of these financial statements.



26 Commitments and contingencies

a) Capital and other commitments

- (1) Estimated amount of contracts remaining to be executed on capital account and not provided for:  
Capital commitments are NIL (March 31, 2018: NIL), net of advances.

27 Contingent liabilities

Amount in INR Lacs, unless otherwise stated

|  | As at<br>March 31, 2019 | As at<br>March 31, 2018 |
|--|-------------------------|-------------------------|
| Claims against the company not acknowledged as debts | NIL                     | NIL                     |



**28 Details of dues to micro and small enterprises as defined under the MSMED Act, 2006**

**Amount in INR Lacs, unless otherwise stated**

| Particulars  | As at<br>March 31, 2019 | As at<br>March, 2018 |
|--|-------------------------|----------------------|
| The principal amount and the interest due thereon remaining unpaid to any supplier as at the end of each accounting year   |                         |                      |
| Principal amount due to micro and small enterprises  | -                       | -                    |
| Interest due on above  | -                       | -                    |
| The amount of interest paid by the buyer in terms of section 16 of the MSMED Act 2006 along with the amounts of the payment made to the supplier beyond the appointed day during each accounting year.   | -                       | -                    |
| The amount of interest due and payable for the period of delay in making payment (which have been paid but beyond the appointed day during the year) but without adding the interest specified under the MSMED Act 2006.   | -                       | -                    |
| The amount of interest accrued and remaining unpaid at the end of each accounting year.  | -                       | -                    |
| The amount of further interest remaining due and payable even in the succeeding years, until such date when the interest due as above are actually paid to the small enterprise for the purpose of disallowance as a deductible expenditure under section 23 of the MSMED Act 2006 | -                       | -                    |



29 Related party disclosures

Names of related parties and related party relationship

| S. No. | Relationship   | Name of Related Parties  |
|--------|--|--|
| 1      | Holding Company  | Lumax Integrated Ventures Private Limited  |
| 2      | Key Management Personnel   | Mr.Dhanesh Kumar Jain (Chairman)<br>Mr.Anmol Jain (Managing Director)  |
| 3      | Ultimate Holding Company   | Lumax Auto Technologies Limited  |
| 4      | Enterprises owned or significantly influenced by Key Management Personnel and / or their relatives | Lumax Industries Limited<br>Lumax Mannoh Allied Technologies Limited<br>Lumax Ancillary Limited<br>Lumax DK Auto Industries Limited<br>Lumax Charitable Foundation<br>Lumax Tours & Travels Limited<br>Lumax Management Services Private Limited |



Lumax Energy Solutions Private Limited  
Notes to financial statements for the year ended March 31, 2019

(Amount in INR)

| Sr. No. | Account Head                              | Ultimate Holding Company |                 | Enterprises owned or significantly influenced by Key Management Personnel |                  | Total           |                  |
|---------|---|--------------------------|-----------------|---|------------------|-----------------|------------------|
|         |   | March 31, 2019           | March 31, 2018  | March 31, 2019  | March 31, 2018   | March 31, 2019  | March 31, 2018   |
| A)      | <b>TRANSACTIONS</b>                       |                          |                 |   |                  |                 |                  |
| i)      | <b>Sale of Traded goods</b>               |                          |                 |   |                  |                 |                  |
|         | Lumax Mannoh Allied Technologies Limited  | -                        | -               | 1,66,638  | 6,19,528         | 1,66,638        | 6,19,528         |
|         | Lumax Industries Limited                  | -                        | -               | 3,02,982  | 22,13,320        | 3,02,982        | 22,13,320        |
|         | Lumax DK Auto Industries Limited          | -                        | -               | 1,90,720  | 6,05,158         | 1,90,720        | 6,05,158         |
|         | Lumax Charitable Foundation               | -                        | -               | -   | 16,413           | -               | 16,413           |
|         | Lumax Ancillary Limited                   | -                        | -               | 28,631  | 1,73,287         | 28,631          | 1,73,287         |
|         | Lumax Auto Technologies Limited           | 1,83,030                 | 4,16,669        | -   | -                | 1,83,030        | 4,16,669         |
|         | <b>Total (i)</b>                          | <b>1,83,030</b>          | <b>4,16,669</b> | <b>6,88,971</b>   | <b>36,27,706</b> | <b>8,72,001</b> | <b>40,44,375</b> |
| ii)     | <b>Purchases of Traded goods</b>          |                          |                 |   |                  |                 |                  |
|         | Lumax Auto Technologies Limited           | 4,26,340                 | 2,75,534        | -   | -                | 4,26,340        | 2,75,534         |
|         | <b>Total (ii)</b>                         | <b>4,26,340</b>          | <b>2,75,534</b> | <b>-</b>  | <b>-</b>         | <b>4,26,340</b> | <b>2,75,534</b>  |
| iii)    | <b>Availing of services</b>               |                          |                 |   |                  |                 |                  |
|         | Lumax Auto Technologies Limited           | -                        | 5,33,869        | -   | -                | -               | 5,33,869         |
|         | Lumax Management Services Private Limited | -                        | -               | 2,53,140  | 1,69,581         | 2,53,140        | 1,69,581         |
|         | <b>Total (iii)</b>                        | <b>-</b>                 | <b>5,33,869</b> | <b>2,53,140</b>   | <b>1,69,581</b>  | <b>2,53,140</b> | <b>7,03,450</b>  |
| iv)     | <b>Lease rent (expense)</b>               |                          |                 |   |                  |                 |                  |
|         | Lumax Industries Limited                  | -                        | -               | 7,584   | -                | 7,584           | -                |
|         | Lumax Auto Technologies Limited           | 3,96,480                 | 5,40,158        | -   | -                | 3,96,480        | 5,40,158         |
|         | <b>Total (iv)</b>                         | <b>3,96,480</b>          | <b>5,40,158</b> | <b>-</b>  | <b>-</b>         | <b>4,04,064</b> | <b>5,40,158</b>  |

(Amount in INR)

|     |   |                    |                    |                 |                  |                    |                    |
|-----|---|--------------------|--------------------|-----------------|------------------|--------------------|--------------------|
| B)  | <b>Balances at the year end</b>           |                    |                    |                 |                  |                    |                    |
| i)  | <b>Payables</b>                           |                    |                    |                 |                  |                    |                    |
|     | Lumax Auto Technologies Limited           | 1,39,02,455        | 1,47,03,721        | -               | -                | 1,39,02,455        | 1,47,03,721        |
|     | Lumax Charitable Foundation               | -                  | -                  | -               | -                | -                  | -                  |
|     | Lumax Industries Limited                  | -                  | -                  | -               | -                | -                  | -                  |
|     | Lumax Management Services Private Limited | -                  | -                  | -               | 1,33,614         | -                  | 1,33,614           |
|     | <b>Total (i)</b>                          | <b>1,39,02,455</b> | <b>1,47,03,721</b> | <b>-</b>        | <b>1,33,614</b>  | <b>1,39,02,455</b> | <b>1,48,37,335</b> |
| ii) | <b>Receivables</b>                        |                    |                    |                 |                  |                    |                    |
|     | Lumax Auto Technologies Limited           | 45,082             | 2,65,445           | -               | -                | 45,082             | 2,65,445           |
|     | Lumax Management Services Private Limited | -                  | -                  | -               | -                | -                  | -                  |
|     | Lumax Industries Limited                  | -                  | -                  | 21,606          | 9,15,070         | 21,606             | 9,15,070           |
|     | Lumax DK Auto Industries Limited          | -                  | -                  | -               | 2,34,408         | -                  | 2,34,408           |
|     | Lumax Ancillary Limited                   | -                  | -                  | -               | 70,252           | -                  | 70,252             |
|     | Lumax Mannoh Allied Technologies Limited  | -                  | -                  | 1,83,718        | 4,69,112         | 1,83,718           | 4,69,112           |
|     | <b>Total (ii)</b>                         | <b>45,082</b>      | <b>2,65,445</b>    | <b>2,05,324</b> | <b>16,88,842</b> | <b>2,50,406</b>    | <b>19,54,287</b>   |





**30 Financial risk management objectives and policies**

The Company's principal financial liabilities comprise of trade payables. The main purpose of these financial liabilities is to finance the Company's operations. The Company's principal financial assets include trade and other receivables, cash, fixed deposits and security deposits that derive directly from its operations. The Company is exposed to market risk, credit risk and liquidity risk. The Company's senior management oversees the management of these risks. The Company's senior management is supported by Finance department that advises on financial risks and the appropriate financial risk governance framework for the Company. The Finance department provides assurance to the Company's senior management that the Company's financial risk activities are governed by appropriate policies and procedures and that financial risks are identified, measured and managed in accordance with the Company's policies and risk objectives. It is the company's policy that no trading in derivatives for speculative purposes may be undertaken. The Board of Directors reviews and agrees policies for managing each of these risks, which are summarised below.

**A. Market risk**

Market risk is the risk that the fair value of future cash flows of a financial instrument will fluctuate because of changes in market prices. Market risk comprises three types of risk: interest rate risk, currency risk and other price risk, such as equity price risk.

The sensitivity analyses in the following sections relate to the position as at March 31, 2019 and March 31, 2018.

The analyses exclude the impact of movements in market variables on: the carrying values of gratuity and other post-retirement obligations; provisions; and the non-financial assets and liabilities.

**i) Interest rate risk**

Interest rate risk is the risk that the fair value or future cash flows of a financial instrument will fluctuate because of changes in market interest rates. The Company's interest bearing financial liabilities includes borrowings with fixed interest rates.

The Company has no borrowings. They are therefore not subject to interest rate risk as defined in Ind AS 107, since neither the carrying amount nor the future cash flows will fluctuate because of a change in market interest rates.

**B. Credit risk**

Credit risk is the risk that counterparty will not meet its obligations under a financial instrument or customer contract, leading to a financial loss. The Company is exposed to credit risk from its operating activities (primarily trade receivables).

**i) Trade receivables**

Customer credit risk is managed by each Company subject to the Company's established policy, procedures and control relating to customer credit risk management. Credit quality of a customer is assessed based on an extensive credit rating. Outstanding customer receivables are regularly monitored.

An impairment analysis is performed at each reporting date on an individual basis for major clients. In addition, a large number of minor receivables are grouped into homogenous groups and assessed for impairment collectively. The maximum exposure to credit risk at the reporting date is the carrying value of financial assets (trade receivable) disclosed in Note 08. The Company evaluates the concentration of risk with respect to trade receivables as low, as its customers are located in several jurisdictions and operate in largely independent markets.



**C. Liquidity risk**

Liquidity risk is the risk that the Company may not be able to meet its present and future cash and collateral obligations without incurring unacceptable losses. The Company's objective is to, at all times maintain optimum levels of liquidity to meet its cash and collateral requirements. The Company closely monitors its liquidity position and deploys a robust cash management system. It maintains adequate sources of financing including loans from banks at an optimised cost.

The table below summarises the maturity profile of the Company's financial liabilities based on contractual undiscounted payments.

| Amount in INR Lacs, unless otherwise stated |           |                    |                |              |           |        |
|---|-----------|--------------------|----------------|--------------|-----------|--------|
| As at                                       | On demand | Less than 3 months | 3 to 12 months | 1 to 5 years | > 5 years | Total  |
| March 31, 2019                              |           |                    |                |              |           |        |
| Trade and other payables                    | -         | 151.81             | -              | -            | -         | 151.81 |
| Other financial liabilities                 | -         | 1.29               | -              | -            | -         | 1.29   |
| <b>Total</b>                                | -         | 153.10             | -              | -            | -         | 153.10 |

| Amount in INR Lacs, unless otherwise stated |           |                    |                |              |           |        |
|---|-----------|--------------------|----------------|--------------|-----------|--------|
| As at                                       | On demand | Less than 3 months | 3 to 12 months | 1 to 5 years | > 5 years | Total  |
| March 31, 2018                              |           |                    |                |              |           |        |
| Trade and other payables                    | -         | 180.04             | -              | -            | -         | 180.04 |
| Other financial liabilities                 | -         | 0.92               | -              | -            | -         | 0.92   |
| <b>Total</b>                                | -         | 180.96             | -              | -            | -         | 180.96 |

The accompanying notes form an integral part of these financial statements

For R. Jain & Sanjay Associates  
Firm Registration No.: 012377N  
Chartered Accountants

CA R. K. Jain  
Partner  
Membership No. 009981



For and on behalf of the Board of Directors  
Lumax Energy Solutions Private Limited

D. K. Jain  
(Chairman)  
DIN:00085848

Anmol Jain  
(Director)  
DIN:00004993

Place : Gurugram  
Date : 17/05/2019