



INDEPENDENT AUDITOR'S REPORT

TO THE MEMBERS OF LUMAX INTEGRATED VENTURES PRIVATE LIMITED

REPORT ON THE AUDIT OF THE CONSOLIDATED IND AS FINANCIAL STATEMENTS

1. Opinion

We have audited the accompanying consolidated Ind AS financial statements of **LUMAX INTEGRATED VENTURES PRIVATE LIMITED** ("the Holding Company") and its subsidiaries (collectively referred to as "the Group"), which comprise the consolidated Balance Sheet as at 31st March, 2020, the consolidated Statement of Profit and Loss (including other comprehensive income), the consolidated statement of Cash Flows and the consolidated statement of changes in equity for the year then ended, and a summary of significant accounting policies and other explanatory information (hereinafter referred to as "Consolidated Ind AS financial statements").

In our opinion and to the best of our information and according to the explanations given to us, the aforesaid Consolidated Ind AS financial statements give the information required by the Act in the manner so required and give a true and fair view in conformity with the accounting principles generally accepted in India, of the state of affairs of the Group as at 31st March, 2020, and its Loss, total comprehensive income, its cash flows and the changes in equity for the year ended on that date.

2. Basis for Opinion

We conducted our audit in accordance with standards on auditing (SAs) specified under section 143(10) of the Companies Act, 2013. Our responsibilities under those Standards are further described in Auditor's Responsibilities for the audit of the Consolidated Ind AS Financial Statements section of our report. We are independent of the company in accordance with the Code of Ethics issued by Institute of Chartered Accountants of India together with ethical requirements that are relevant to our audit of the Consolidated Ind AS Financial Statements under the provisions of the Companies Act, 2013 and the rules thereunder, and we have fulfilled our other ethical responsibilities in accordance with these requirements and Code of Ethics. We believe that the audit evidence we have obtained is sufficient and appropriate to provide a basis for our opinion.





3. Key Audit Matters

Key Audit Matters are those matters that, in our professional judgement, were of most significance in our audit of the Consolidated Ind AS Financial Statements of the current period. Those matters were addressed in context of our audit of the Consolidated Ind AS Financial Statements as a whole, and in forming our opinion thereon, and we do not provide a separate opinion on these matters.

4. Other Information

The Holding Company's Board of Directors are responsible for the preparation of the other information. The other information comprises the information included in the Board's Report but does not include the consolidated financial statements and our auditor's report thereon.

Our opinion on the consolidated financial statements does not cover the other information and we do not express any form of assurance conclusion thereon.

In connection with our audit of the consolidated financial statements, our responsibility is to read the other information and, in doing so, consider whether the other information is materially inconsistent with the consolidated financial statements or our knowledge obtained during the course of our audit or otherwise appears to be materially misstated. If, based on the work we have performed, we conclude that there is a material misstatement of this other information, we are required to report that fact. We have nothing to report in this regard.

5. Management's Responsibility for the Consolidated Ind AS Financial Statements

The Holding Company's Board of Directors are responsible for the preparation of these consolidated Ind AS financial statements in terms of the requirements of the Companies Act, 2013 (hereinafter referred to as the Act") that give a true and fair view of the consolidated financial position, consolidated financial performance including other comprehensive income, consolidated cash flows and consolidated change in equity of the Group in accordance with the accounting principles generally accepted in India, including the Accounting Standards (Ind AS) prescribed under Section 133 of the Act read with Rule 7 of the Companies (Accounts) Rules, 2014. The respective Board of Directors of the companies included in the Group and of its associates and jointly controlled entities are responsible for maintenance of adequate accounting records in accordance with the provisions of the Act for safeguarding of the assets of the Group and for preventing and detecting frauds and other irregularities; selection and application of appropriate accounting policies; making judgments and estimates that are reasonable and prudent; and design, implementation and maintenance of adequate internal financial controls, that were operating effectively for ensuring the accuracy and completeness of the accounting records, relevant to the preparation and presentation of the Consolidated Ind AS Financial Statements that give a true and fair view and are free from material misstatement, whether due to fraud or error, which have been used for





the purpose of preparation of the consolidated Ind AS financial statements by the Directors of the Holding company, as aforesaid.

In preparing the Consolidated Ind AS Financial Statements, the respective Board of Directors of the companies included in the Group and of its associates and jointly controlled entities are responsible for assessing the ability of the Group and of its associates and jointly controlled entities to continue as a going concern, disclosing, as applicable, matters related to going concern and using the going concern basis of accounting unless management either intends to liquidate the Group or to cease operations, or has no realistic alternative but to do so.

The respective Board of Directors of the companies included in the Group and of its associates and jointly controlled entities are responsible for overseeing the financial reporting process of the Group and of its associates and jointly controlled entities.

6. Auditor's Responsibility

Our objectives are to reasonable assurance about whether the Consolidated Ind AS Financial Statements as a whole are free from material misstatement, whether due to fraud or error, and to issue an auditor's report that includes our opinion. Reasonable assurance is a high level of assurance, but is not a guarantee that an audit conducted in accordance with SAs will always detect a material misstatement when it exists. Misstatements can arise from fraud or error and are considered material if, individually or in the aggregate, they could reasonably be expected to influence the economic decisions of users taken on the basis of these Consolidated Ind AS financial statements.

As part of an audit in accordance with SAs, we exercise professional judgment and maintain professional skepticism throughout the audit. We also:

- Identify and assess the risks of material miss-statement of the Consolidated financial statements, whether due to fraud or error, design and perform audit procedure responsive to those risks and obtain audit evidence that is sufficient and appropriate to provide a basis for our opinion. The risk of not detecting a material misstatement resulting from fraud is higher than one resulting from error, as fraud may involve collusion, forgery, intentional omissions, misrepresentation or the override of internal controls.
- Obtain an understanding of internal control relevant to the audit in order to design audit procedure that are appropriate in the circumstances.
- Evaluate the appropriateness of accounting policies used and reasonableness of accounting estimates and related disclosures made by the management.
- Conclude on the appropriateness of management use of the going concern basis of accounting and based on the audit evidence obtain whether a material uncertainty exist related to events or condition that may cause significant doubt of the company's ability to continue as going concern. If we conclude that a material uncertainty exists, we are required to draw attention in our auditor's report





to the related disclosures in the Consolidated financial statements or if such disclosures are inadequate to modify our opinion. Our conclusions are based on the audit evidence obtained up to the date of our auditor's report. However future events or conditions may cause the company to cease to continue as a going concern.

- Evaluate the overall presentation structure and content of the Consolidated financial statements including the disclosures and whether the Consolidated financial statements represent the underline transactions and events in a manner that achieves fair presentation.

We communicate with those charged with governance regarding among other matters the planned scope and timing of the audit and significant findings that we identify during our audit.

We also provide those charged with the governance with a statement that we are compiled with relevant ethical requirements regarding independence and to communicate with them all relationships and other matters that may reasonably be thought to bear on our independent and where applicable related safeguards.

7. Other matters

We did not audit the financial statement of one subsidiary whose financial statements reflect total assets of Rs. 0.47 LACS as at 31st March, 2020, total revenue of Rs. NIL, total net loss after tax of Rs. 0.95 LACS, total comprehensive income of Rs. NIL and net Cash Flow of Rs. 0.27 LACS for the year ended on that date, as considered in the consolidated Ind AS financial statements. The financial statements have been audited by other auditor whose report has been furnished to us by the Management and our opinion on the Consolidated Ind AS Financial Statements, in so far as it relates to the amounts and disclosures included in respect of a subsidiary and our report in terms of section 143(3) of the Act, in so far as it relates to the aforesaid subsidiary is based solely on the report of the other auditor.

Our opinion on the Consolidated Ind AS Financial Statements and our report on other legal and Regulatory Requirements below is not modified in respect of the above matters with respect to our reliance on the work done and the report of the other auditor and the financial statements certified by the management.

8. Report on Other Legal and Regulatory Requirements

- A) As required by Section 143 (3) of the Act, based on our audit and on the consideration of the report of other auditor on separate financial statements of subsidiary, referred in the other matters paragraph above we report, to the extent applicable, that:
- a) We have sought and obtained all the information and explanations which to the best of our knowledge and belief were necessary for the purposes of our audit of the aforesaid consolidated Ind AS financial statements;





- b) In our opinion, proper books of account as required by law relating to preparation of the aforesaid consolidated Ind AS financial statements have been kept so far as it appears from our examination of those books;
- c) The consolidated Ind AS Balance Sheet, the consolidated Ind AS Statement of Profit and Loss (including other comprehensive income), the consolidated Statement of Cash Flows and consolidated statement of change in equity dealt with by this Report are in agreement with the relevant books of account maintained for the purpose of preparation of the consolidated Ind AS financial statements;
- d) In our opinion, the aforesaid consolidated Ind AS financial statements comply with the Indian Accounting Standards specified under Section 133 of the Act;
- e) On the basis of the written representations received from the directors of the Holding company as on 31st March, 2020, and taken on record by the Board of Directors of the Holding company and the report of the statutory auditor of its subsidiary, none of the directors of the Group companies is disqualified as on 31st March, 2020 from being appointed as a director in terms of Section 164 (2) of the Act;
- f) With respect to the adequacy of the internal financial controls over financial reporting of the Company and the operating effectiveness of such controls, refer to our separate Report in "Annexure A" which is based on the auditor's reports of the Holding company and its subsidiaries ; and
- B) With respect to the other matters to be included in the Auditor's Report in accordance with Rule 11 of the Companies (Audit and Auditors) Rules, 2014 and as per provision of section 197(16) of the Companies Act, 2013, in our opinion and to the best of our information and according to the explanations given to us:-
- The Group does not have any pending litigations which would impact consolidated Ind AS financial statements;
 - The Group did not have any long-term contracts including derivative contracts for which there were any material foreseeable losses;
 - There were no amounts which were required to be transferred to the Investor Education and Protection Fund by the Group and;
 - According to the information and explanations given by the management, we report that there was no managerial remuneration paid during the year under report.

For R JAIN & SANJAY ASSOCIATES,
FIRM REGISTRATION NO.012377N
CHARTERED ACCOUNTANTS



R. K. Jain
(CA R. K. JAIN)
PARTNER
MEMBERSHIP NO. 009981

UDIN No: 20009981AAAAEG2411
Place: Gurugram
Dated: 15/06/2020



Annexure A to the Independent Auditor's report of even date on the consolidated Ind AS financial statements for the year ended 31st March, 2020 of Lumax Integrated Ventures Private Limited.

Report on the Internal Financial Controls under Clause (i) of Sub-section 3 of Section 143 of the Companies Act, 2013 ("the Act")

We have audited the internal financial controls over financial reporting of **LUMAX INTEGRATED VENTURES PRIVATE LIMITED** ("the Company" or "the Holding Company") its subsidiaries as of March 31, 2020 in conjunction with our audit of the consolidated Ind AS financial statements of the Company for the year ended on that date.

1. Management's Responsibility for Internal Financial Controls

The respective Board of Directors of the Holding Company and its subsidiaries are responsible for establishing and maintaining internal financial controls based on "the internal control over financial reporting criteria established by the Company considering the essential components of internal control stated in the Guidance Note on Audit of Internal Financial Controls Over Financial Reporting (the "Guidance Note") issued by the Institute of Chartered Accountants of India". These responsibilities include the design, implementation and maintenance of adequate internal financial controls that were operating effectively for ensuring the orderly and efficient conduct of its business, including adherence to company's policies, the safeguarding of its assets, the prevention and detection of frauds and errors, the accuracy and completeness of the accounting records, and the timely preparation of reliable financial information, as required under the Companies Act, 2013.

2. Auditor's Responsibility

Our responsibility is to express an opinion on the Company's internal financial controls over financial reporting based on our audit. We conducted our audit in accordance with the Guidance Note and the Standards on Auditing, issued by the ICAI and deemed to be prescribed under Section 143(10) of the Act, to the extent applicable to an audit of Internal Financial Controls, both applicable to an audit of Internal Financial Controls and, both issued by the Institute of Chartered Accountants of India. Those Standards and the Guidance Note require that we comply with ethical requirements and plan and perform the audit to obtain reasonable assurance about whether adequate internal financial controls over financial reporting was established and maintained and if such controls operated effectively in all material respects.

Our audit involves performing procedures to obtain audit evidence about the adequacy of the internal financial controls system over financial reporting and their operating effectiveness.

Our audit of internal financial controls over financial reporting included obtaining an understanding of internal financial controls over financial reporting, assessing the risk that a





material weakness exists, and testing and evaluating the design and operating effectiveness of internal control based on the assessed risk. The procedures selected depend on the auditor's judgment, including the assessment of the risks of material misstatement of the financial statements, whether due to fraud or error.

We believe that the audit evidence we have obtained and the audit evidence obtained by the other auditor of the subsidiary in terms of their report referred to in the other matters paragraph below is sufficient and appropriate to provide a basis for our audit opinion on the Company's internal financial controls systems over financial reporting.

3. Meaning of Internal Financial Controls over Financial Reporting

A company's internal financial control over financial reporting is a process designed to provide reasonable assurance regarding the reliability of financial reporting and the preparation of financial statements for external purposes in accordance with generally accepted accounting principles.

A company's internal financial control over financial reporting includes those policies and procedures that

- (1) pertain to the maintenance of records that, in reasonable detail, accurately and fairly reflect the transactions and dispositions of the assets of the company;
- (2) provide reasonable assurance that transactions are recorded as necessary to permit preparation of financial statements in accordance with generally accepted accounting principles, and that receipts and expenditures of the company are being made only in accordance with authorizations of management and directors of the company; and
- (3) provide reasonable assurance regarding prevention or timely detection of unauthorized acquisition, use, or disposition of the company's assets that could have a material effect on the financial statements.

4. Inherent Limitations of Internal Financial Controls over Financial Reporting

Because of the inherent limitations of internal financial controls over financial reporting, including the possibility of collusion or improper management override of controls, material misstatements due to error or fraud may occur and not be detected. Also, projections of any evaluation of the internal financial controls over financial reporting to future periods are subject to the risk that the internal financial control over financial reporting may become inadequate because of changes in conditions, or that the degree of compliance with the policies or procedures may deteriorate.





R JAIN & SANJAY ASSOCIATES
CHARTERED ACCOUNTANTS

H No. 1140, Sector 15, Part 2,
Gurugram, Haryana. 122001
PH.: Off. 0124-4281140, 9810185345

5. Opinion

In our opinion, the Holding Company, its subsidiaries have, in all material respects, an adequate internal financial controls system over financial reporting and such internal financial controls over financial reporting were operating effectively as at March 31, 2020, based on "the internal control over financial reporting criteria established by the Company considering the essential components of internal control stated in the Guidance Note on Audit of Internal Financial Controls Over Financial Reporting issued by the Institute of Chartered Accountants of India."

6. Other matters

Our aforesaid report under section 143(3)(i) of the Act on the adequacy and operating effectiveness of the internal financial controls over financial reporting in so far as it relates to one subsidiary, is based on Audit report on Financial Statements of the auditor of such company. Our opinion is not qualified in respect of this matter.

For R JAIN & SANJAY ASSOCIATES,
FIRM REGISTRATION NO.012377N
CHARTERED ACCOUNTANTS



R. Jain

(CA) R. K. JAIN
PARTNER
MEMBERSHIP NO. 009981

Place: Gurugram
Dated: 15/06/2020

Lumax Integrated Ventures Private Limited
Consolidated Balance Sheet as at March 31, 2020

Amount in INR Lakhs, unless otherwise stated


	Notes	As at March 31, 2020	As at March 31, 2019
ASSETS			
I. Non-current assets			
Property, plant and equipment	3	-	0.07
Intangible assets	4	-	3.52
Investment in a subsidiaries and a joint venture	5	51.77	41.26
Deferred tax assets (net)	6	-	2.43
Total non current assets	(A)	51.77	47.28
II. Current assets			
Inventories	7	-	142.89
Financial assets			
- Trade receivables	8	-	16.67
- Cash and cash equivalents	9	4.24	3.80
Other current assets	10	0.06	5.67
		4.30	169.03
Total current assets	(B)	4.30	169.03
Total Assets	(A+B)	56.07	216.31
EQUITY AND LIABILITIES			
I. Equity			
Equity share capital	11	83.40	81.40
Other equity	12	(28.55)	(19.59)
Total equity	(A)	54.85	61.81
Liabilities			
II. Current liabilities			
Financial liabilities			
- Trade payables	13		
- total outstanding dues of micro and small enterprises		-	-
- total outstanding dues of creditors other than micro and small enterprises		1.17	152.25
- Other financial liabilities	14	-	1.30
Provisions	15	-	0.52
Other current liabilities	16	0.04	0.43
Total Current Liabilities	(B)	1.21	154.49
Total Liabilities		1.21	154.49
Total equity and liabilities	(A+B)	56.07	216.31

The accompanying notes form an integral part of these financial statements

As per our report of even date
R Jain & Sanjay Associates
Chartered Accountants
Firm Registration No.: 012377N

CA R. K. Jain
Partner
Membership No. 009981

For and on behalf of the Board of Directors of
Lumax Integrated Ventures Private Limited



D. K. Jain
Director
00085848



Anmol Jain
Director
00004993

Place: Gurugram
Date: 15.06.2020

Lumax Integrated Ventures Private Limited
Consolidated Statement of Profit and loss for the year ended March 31, 2020

Amount in INR Lakhs, unless otherwise stated

	Notes	For the Year Ended March 31, 2020	For the Year Ended March 31, 2019
I Revenue from operations	17	33.20	11.89
II Other income	18	131.20	0.53
III Total income		164.40	12.42
IV Expenses			
Purchases of traded goods	19	-	11.01
(Increase)/Decrease in inventories of finished goods, work-in-progress and traded goods	20	142.89	(0.27)
Employee benefits expense	21	2.20	9.64
Depreciation and amortization expense	22	1.77	2.11
Other expenses	23	34.59	12.60
V Total expenses		181.44	35.09
VI Profit before exceptional items and tax (III-V)		(17.04)	(22.66)
Exceptional Item		-	-
VII Profit before tax		(17.04)	(22.66)
VIII Tax expense:			
Adjustment of tax relating to earlier years	6	-	0.06
Deferred tax	6	2.43	(0.33)
Total tax expense		2.43	(0.27)
IX Profit/(Loss) from share of associate		10.51	3.55
X Profit for the year (VII-VIII+IX)		(8.96)	(18.85)
XI Other comprehensive income			
Other comprehensive income not to be reclassified to statement of profit or loss in subsequent period			
Re-measurement gains/ (losses) on defined benefit plans	24	-	-
Income tax effect	24	-	-
XII Other comprehensive income for the year, net of tax		-	-
XIII Total comprehensive income of the year, net of tax		(8.96)	(18.85)
XIV Earnings per share (In Rs.) :	25		
1) Basic		(1.09)	(2.32)
2) Diluted		(1.09)	(2.32)

The accompanying notes form an integral part of these financial statements

As per our report of even date
R Jain & Sanjay Associates
Chartered Accountants
Firm Registration No.: 012377N

CA.R. K. Jain
Partner
Membership No. 009081

Place: Gurugram
Date: 15.06.2020

For and on behalf of the Board of Directors of
Lumax Integrated Ventures Private Limited

D. K. Jain
Director
00085848

Anmol Jain
Director
00004993

Lumax Integrated Ventures Private Limited
 Consolidated Statement of Changes in equity for the year ended March 31, 2020

Amount in INR Lakhs, unless otherwise stated

	Share capital (1)	Other Equity			Total reserves and surplus (2)	Total equity (1+2)
		Retained earnings	Capital Reserve	General reserve		
As at April 01, 2018	81.40	(5.30)	0.28	-	(5.02)	76.38
Add: Profit for the year	-	(18.85)	-	4.28	(14.57)	(14.57)
Add: Transfers	-	-	-	-	-	-
As at March 31, 2019	81.40	(24.15)	0.28	4.28	(19.59)	61.81
Add: Profit for the year	-	(8.96)	-	-	(8.96)	(8.96)
Add: Other comprehensive income	-	-	-	-	-	-
Add: Transfers	2.00	-	-	-	-	2.00
Total comprehensive Income	2.00	(8.96)	-	-	(8.96)	(6.96)
Less: Dividend Paid	-	-	-	-	-	-
Less: Dividend Distribution Tax	-	-	-	-	-	-
As at March 31, 2020	83.40	(33.11)	0.28	4.28	(28.55)	54.85

The accompanying notes form an integral part of these financial statements

As per our report of even date
 R Jain & Sanjay Associates
 Chartered Accountants
 Firm Registration No.: 012377N

CA R. K. Jain
 Partner
 Membership No. 009981



Place: Gurugram
 Date: 15.06.2020

For and on behalf of the Board of Directors of
 Lumax Integrated Ventures Private Limited

(Signature)
 D. K. Jain
 Director
 00085848

(Signature)
 Anmol Jain
 Director
 00004993

Lumax Integrated Ventures Private Limited
Notes to the consolidated financial statements for the year ended March 31, 2020

The Group re-assesses whether or not it controls an investee if facts and circumstances indicate that there are changes to one or more of the three elements of control. Consolidation of a subsidiary begins when the Group obtains control over the subsidiary and ceases when the Group loses control of the subsidiary. Assets, liabilities, income and expenses of a subsidiary acquired or disposed of during the year are included in the consolidated financial statements from the date the Group gains control until the date the Group ceases to control the subsidiary.

The financial statements of all entities used for the purpose of consolidation are drawn up to same reporting date as that of the parent company, i.e., year ended on March 31, 2019.

Consolidation procedure:

- a. Combine like items of assets, liabilities, equity, income, expenses and cash flows of the parent with those of its subsidiaries. For this purpose, income and expenses of the subsidiary are based on the amounts of the assets and liabilities recognised in the consolidated financial statements at the acquisition date.
- b. Offset (eliminate) the carrying amount of the parent's investment in each subsidiary and the parent's portion of equity of each subsidiary. Business combinations policy explains how to account for any related goodwill.
- c. Eliminate in full intragroup assets and liabilities, equity, income, expenses and cash flows relating to transactions between entities of the group (profits or losses resulting from intragroup transactions that are recognised in assets, such as inventory and fixed assets, are eliminated in full). Intragroup losses may indicate an impairment that requires recognition in the consolidated financial statements. Ind AS 12 Income Taxes applies to temporary differences that arise from the elimination of profits and losses resulting from intragroup transactions.
- d. Profit or loss and each component of other comprehensive income (OCI) are attributed to the equity holders of the parent of the Group and to the non-controlling interests, even if this results in the non-controlling interests having a deficit balance. When necessary, adjustments are made to the financial statements of subsidiaries to bring their accounting policies into line with the Group's accounting policies. All intra-group assets and liabilities, equity, income, expenses and cash flows relating to transactions between members of the Group are eliminated in full on consolidation.
- e. Investment in the associate joint venture and is recorded at transition date to Ind AS by measuring it as the aggregate of the carrying amounts of the assets and liabilities that the entity had previously proportionately consolidated, including any goodwill arising from acquisition.
- f. Business combinations are accounted for using the acquisition method. The cost of an acquisition is measured as the aggregate of the consideration transferred measured at acquisition date fair value and the amount of any non-controlling interests in the acquiree. Goodwill is measured as being the excess of the aggregate of the consideration transferred over the net identifiable assets acquired and liabilities assumed.

2.3 Summary of significant accounting policies

a. Investment in associates and joint ventures

An associate is an entity over which the Group has significant influence. Significant influence is the power to participate in the financial and operating policy decisions of the investee, but is neither in control nor joint control over those policies.

A joint venture is a type of joint arrangement whereby the parties that have joint control of the arrangement have rights to the net assets of the joint venture. Joint control is the contractually agreed sharing of control of an arrangement, which exists only when decisions about the relevant activities require unanimous consent of the parties sharing control.



Lumax Integrated Ventures Private Limited
Notes to the consolidated financial statements for the year ended March 31, 2020

1. Corporate information

The consolidated financial statements comprise financial statements of Lumax Integrated Ventures Private Limited (the company) its subsidiaries and associates (collectively, the Group) for the year ended March 31, 2020. The company is engaged in the business of investment in different ventures in various sectors.

Information on other related party relationships of the Group is provided in Note 28.

The consolidated financial statements were authorised for issue in accordance with a resolution of the directors.

2 Significant accounting policies

2.1 Basis of Preparation

The consolidated financial statements of the Group have been prepared in accordance with Indian Accounting Standards (Ind AS) notified under the Companies (Indian Accounting Standards) Rules, 2015 (as amended from time to time) and presentation requirements of Division II of Schedule III to the Companies Act, 2013, (Ind AS compliant Schedule III), as applicable to the CFS.

The consolidated financial statements have been prepared on a historical cost basis, except for the financial assets and liabilities which have been measured at fair value or revalued amount.

2.2 Basis of Consolidation

The consolidated financial statements comprise the financial statements of the Company and its subsidiaries as at March 31, 2020. Control is achieved when the Group is exposed, or has rights, to variable returns from its involvement with the investee and has the ability to affect those returns through its power over the investee. Specifically, the Group controls an investee if and only if the Group has:

- a. Power over the investee (i.e. existing rights that give it the current ability to direct the relevant activities of the investee)
- b. Exposure, or rights, to variable returns from its involvement with the investee, and
- c. The ability to use its power over the investee to affect its returns

Generally, there is a presumption that a majority of voting rights result in control. To support this presumption and when the Group has less than a majority of the voting or similar rights of an investee, the Group considers all relevant facts and circumstances in assessing whether it has power over an investee, including:

- a. The contractual arrangement with the other vote holders of the investee
- b. Rights arising from other contractual arrangements.
- c. The Group's voting rights and potential voting rights.
- d. The size of the group's holding of voting rights relative to the size and dispersion of the holdings of the other voting rights holders.

Consolidated financial statements are prepared using uniform accounting policies for like transactions and other events in similar circumstances.



Lumax Integrated Ventures Private Limited
Consolidated Cash flow statement for year ended March 31, 2020

Amount in INR Lakhs, unless otherwise stated

	Year Ended March 31, 2020	Year Ended March 31, 2019
Cash Flow from Operating Activities		
Profit before tax	(17.04)	(22.66)
Non-cash adjustments:		
Adjustment to reconcile profit before tax to net cash flows		
Depreciation of property, plant and equipment	-	0.01
Amortisation of intangible assets	1.76	2.10
Share of loss of a joint venture	10.51	
Operating profit before working capital changes	(4.77)	(20.56)
Movements in working capital :		
Decrease/(Increase) in trade receivables	16.67	33.53
Increase in other assets	5.61	(0.42)
Increase in inventories	142.89	(0.27)
(Decrease)/Increase in trade payable and other payable	(151.08)	-
Increase in current liabilities, provisions, financial liability	(2.20)	(29.92)
Cash generated from operations	7.12	(17.63)
Direct taxes paid	-	(0.06)
Net cash generated from operating activities (A)	7.12	(17.69)
Cash flows from investing activities		
Proceeds from sale of property plant and equipment	1.83	-
Investments in subsidiary and Joint ventures	(10.51)	-
Net cash used in investing activities (B)	(8.68)	-
Cash flows from financing activities		
Proceeds / Issue of share capital	2.00	-
Net cash generating/(used in) from financing activities (C)	2.00	-
Net Increase in cash and cash equivalents (A + B + C)	0.44	(17.69)
Cash and cash equivalents at the beginning of the year	3.80	21.49
Cash and cash equivalents at the end of the year	4.24	3.80
Components of cash and cash equivalents		
Cash on hand	0.04	0.13
Balance with banks		
- On current accounts	4.20	3.67
Total cash and cash equivalents (refer note 13)	4.24	3.80


The accompanying notes form an integral part of these financial statements

As per our report of even date
R Jain & Sanjay Associates
Chartered Accountants
Firm Registration No.: 012377N

CA R. K. Jain
Partner
Membership No. 009981

For and on behalf of the Board of Directors of
Lumax Integrated Ventures Private Limited


D. K. Jain
Director
00085848


Anmol Jain
Director
00904993

Place: Gurugram
Date: 15.06.2020

Lumax Integrated Ventures Private Limited
Notes to the consolidated financial statements for the year ended March 31, 2020

The considerations made in determining whether significant influence or joint control are similar to those necessary to determine control over the subsidiaries.

The Group's investments in its associate and joint venture are accounted for using the equity method. Under the equity method, the investment in an associate or a joint venture is initially recognised at cost. The carrying amount of the investment is adjusted to recognise changes in the Group's share of net assets of the associate or joint venture since the acquisition date. Goodwill relating to the associate or joint venture is included in the carrying amount of the investment and is not tested for impairment individually.

The financial statements of the associate or joint venture are prepared for the same reporting period as the Group. When necessary, adjustments are made to bring the accounting policies in line with those of the Group.

b. Current versus non-current classification

The Group presents assets and liabilities in the balance sheet are based on current/ non-current classification.

Assets

An asset is treated as current when it is:

- a) Expected to be realised or intended to be sold or consumed in normal operating cycle
- b) Held primarily for the purpose of trading
- c) Expected to be realised within twelve months after the reporting period, or
- d) Cash or cash equivalent unless restricted from being exchanged or used to settle a liability for at least twelve months after the reporting period

All other assets are classified as non-current.

Liabilities

A liability is current when:

- (a) It is expected to be settled in normal operating cycle
- (b) It is held primarily for the purpose of trading
- (c) It is due to be settled within twelve months after the reporting period, or
- (d) There is no unconditional right to defer the settlement of the liability for at least twelve months after the reporting period

All other liabilities are classified as non-current.

Deferred tax assets and liabilities are classified as non-current assets and liabilities.

Operating cycle

The operating cycle is the time between the acquisition of assets for processing and their realisation in cash and cash equivalents. The Group has identified twelve months as its operating cycle.



c. Property, plant and equipment

Property, plant and equipment and capital work in progress are stated at cost less accumulated depreciation and accumulated impairment losses, if any.

Such cost includes expenditure that is directly attributable to the acquisition of the asset. The cost of self-constructed assets includes the cost of materials and direct services, any other costs directly attributable to bringing the assets to its working condition for their intended use and cost of replacing part of the plant and equipment and borrowing costs for long-term construction projects if the recognition criteria are met.

An item of property, plant and equipment and any significant part initially recognised is de-recognised upon disposal or when no future economic benefits are expected from its use. Any gain or loss arising on de-recognition of the asset (calculated as the difference between the net disposal proceeds and the carrying amount of the asset) is included in the statement of profit and loss within other income.

The Group has elected Ind AS 101 exemption and continue with the carrying value for all of its property, plant and equipment and capital work in progress as its deemed cost as at the date of transition.

Subsequent costs

The cost of replacing a part of an item of property, plant and equipment is recognised in the carrying amount of the item of property, plant and equipment, if it is probable that the future economic benefits embodied within the part will flow to the Group and its cost can be measured reliably with the carrying amount of the replaced part getting derecognised. The cost for day-to-day servicing of property, plant and equipment are recognised in statement of profit and loss as and when incurred.

Capital work in progress

Capital work in progress comprises the cost of tangible assets that are not ready for their intended use at the reporting date.

Depreciation

The management has estimated, supported by independent assessment by professionals, the useful life of the following class of asset, which are higher/different than that indicated in Schedule II.

Assets	Useful Lives estimated by the management (in years)
Plant and Machineries	15

The residual value of property, plant and equipment is considered at 2%.

The residual values, useful lives and methods of depreciation of property, plant and equipment are reviewed at the end of each financial year and adjusted prospectively, if appropriate.



d. Intangible assets and Intangible assets under development

Recognition and measurement

Intangible assets that are acquired by the Group are measured initially at cost. Intangible assets with finite useful lives are measured at cost less accumulated amortisation and accumulated impairment losses, if any.

The cost of intangible assets acquired in an amalgamation in the nature of purchase is their fair value as at the date of amalgamation. Internally generated intangible assets, excluding capitalized development costs, are not capitalized and expenditure is reflected in the statement of profit and loss in the year in which the expenditure is incurred.

Amortisation and useful lives

Intangible assets with finite lives are amortised over the useful life and assessed for impairment whenever there is an indication that the intangible asset may be impaired. The amortisation period and the amortisation method for an intangible asset with a finite useful life are reviewed at least at the end of each reporting period. Changes in the expected useful life or the expected pattern of consumption of future economic benefits embodied in the asset are considered to modify the amortisation period or method, as appropriate, and are treated as changes in accounting estimates. The amortisation expense on intangible assets with finite lives is recognised in the statement of profit and loss unless such expenditure forms part of carrying value of another asset. Amortisation is calculated over the cost of the asset, or other amount substituted for cost.

Intangible Assets	Estimated Useful Life (Years)
Computer Software	Over the estimated economic useful lives ranging from 3 to 4 years

Gains or losses arising from de-recognition of an intangible asset are measured as the difference between the net disposal proceeds and the carrying amount of the asset and are recognized in the statement of profit and loss when the asset is derecognized.

e. Inventories

Inventories which comprise traded goods which are valued at the lower of cost and net realisable value.

The basis of determining costs for various categories of inventories is as follows:

- **Traded goods:** Cost includes cost of purchase and other costs incurred in bringing the inventories to their present location and condition. Cost is determined on moving weighted average basis.



f. Revenue from contract with customer

Revenue from contracts with customers is recognised when control of the goods or services are transferred to the customer at an amount that reflects the consideration to which the Group expects to be entitled in exchange for those goods or services. The Group has generally concluded that it is the principal in its revenue arrangements.

The Group has concluded that it is the principal in all of its revenue arrangements since it is the primary obligor in all the revenue arrangements as it has pricing latitude and is also exposed to inventory and credit risks.

However, Goods and services tax (GST) is not received by the Group on its own account. Rather, it is tax collected on value added to the commodity by the seller on behalf of the government. Accordingly, it is excluded from revenue.

The specific recognition criteria described below must also be met before revenue is recognised.

(a) Sale of Goods

Revenue from sale of goods is recognized at the point in time when control of the inventory is transferred to the customer, generally on delivery of the equipment. The normal credit term is 30 to 90 days upon delivery.

(b) Service Income

Revenues from services are recognized pro-rata over the period of the contract as and when services are rendered. The Group collects Goods & Service Tax ("GST") on behalf of the government and, therefore, it is not an economic benefit flowing to the Group. Hence, it is excluded from revenue.

(c) Interest Income

Interest income is accrued on a time basis, by reference to the principal outstanding and recorded using the effective interest rate ("EIR"). EIR is the rate that exactly discounts the estimated future cash receipts over the expected life of the financial instrument or a shorter period, where appropriate, to the gross carrying amount of the financial asset. When calculating the EIR, the Group estimates the expected cash flows by considering all the contractual terms of the financial instrument but does not consider the expected credit losses.

(d) Dividend Income

Revenue is recognised when the Company's right to receive the payment is established, which is generally when shareholders approve the dividend.

g. Leases

The Group assesses at contract inception whether a contract is, or contains, a lease. That is, if the contract conveys the right to control the use of an identified asset for a period of time in exchange for consideration.



Group as a lessee

The Group applies a single recognition and measurement approach for all leases, except for short-term leases and leases of low-value assets. The Group recognises lease liabilities to make lease payments and right-to-use assets representing the right to use the underlying assets.

i. Lease Liabilities

At the commencement date of the lease, the Group recognises lease liabilities measured at the present value of lease payments to be made over the lease term. The lease payments include fixed payments (including in substance fixed payments) less any lease incentives receivable, variable lease payments that depend on an index or a rate, and amounts expected to be paid under residual value guarantees. The lease payments also include the exercise price of a purchase option reasonably certain to be exercised by the Group and payments of penalties for terminating the lease, if the lease term reflects the Group exercising the option to terminate. Variable lease payments that do not depend on an index or a rate are recognised as expenses (unless they are incurred to produce inventories) in the period in which the event or condition that triggers the payment occurs.

ii. Short-term leases and leases of Low-value assets

The Group applies the short-term lease recognition exemption to its short-term leases (i.e., those leases that have a lease term of 12 months or less from the commencement date and do not contain a purchase option). It also applies the lease of low-value assets recognition exemption to leases of office equipment that are considered to be low value. Lease payments on short-term leases and leases of low-value assets are recognised as expense on a straight-line basis over the lease term.

h. Retirement and other employee benefits

Retirement benefit in the form of provident fund is a defined contribution scheme. The group has no obligation, other than the contribution payable to the provident fund. The group recognizes contribution payable to the provident fund scheme as an expense, when an employee renders the related service.

Gratuity liability under the payment of Gratuity Act and provisions of Leave Encashment accrued are provided for an actual cost basis at the end of each financial year.

i. Provisions (other than employee benefits)

General

Provisions are recognised when the Group has a present obligation (legal or constructive) as a result of a past event, it is probable that an outflow of resources embodying economic benefits will be required to settle the obligation and a reliable estimate can be made of the amount of the obligation.



When the Group expects some or all of a provision to be reimbursed, the reimbursement is recognised as a separate asset, but only when the reimbursement is virtually certain.

Provisions are reviewed at the end of each reporting period and adjusted to reflect the current best estimate. If it is no longer probable that an outflow of resources would be required to settle the obligation, the provision is reversed.

j. Financial instruments

A financial instrument is a contract that gives rise to a financial asset for one entity and a financial liability or equity instrument for another entity.

Financial Assets

Initial recognition and measurement

All financial assets are recognised initially at fair value plus, in the case of financial assets not recorded at fair value through profit or loss, transaction costs that are attributable to the acquisition of the financial asset.

Subsequent measurement

For purposes of subsequent measurement, financial assets are classified in four categories:

- Debt instruments at amortised cost.
- Debt instruments at fair value through other comprehensive income (FVTOCI).
- Debt instruments, derivatives and equity instruments at fair value through profit and loss (FVTPL).
- Equity instruments measured at fair value through other comprehensive income (FVTOCI).

Debt instruments at amortised cost

The category applies to the Group's trade and other receivables, cash and cash equivalents, security deposits and other loans and advances, etc.

A debt instrument is measured at the amortised cost if both the following conditions are met

- (i) The asset is held within a business model whose objective is to hold assets for collecting contractual cash flows and
- (ii) Contractual terms of the asset give rise on specified dates to cash flows that are solely payments of principal and interest (SPPI) on the principal amount outstanding

After initial measurement, such financial assets are subsequently measured at amortised cost using the effective interest rate (EIR) method. Amortised cost is calculated by taking into account any discount or premium on acquisition and fees or costs that are an integral part of the EIR. The accretion of EIR is recorded as an income or expense in statement of profit and loss. The losses arising from impairment are recognised in the statement of profit and loss.



Equity investments

All equity investments in scope of Ind AS 109 are measured at fair value. The group has made an irrevocable election to present in other comprehensive income subsequent changes in the fair value. The group makes such election on an instrument-by-instrument basis. The classification is made on initial recognition and is irrevocable.

De-recognition

A financial asset (or, where applicable, a part of a financial asset) is primarily derecognised (i.e. removed from the Group's Balance Sheet) when:

- (i) The contractual rights to receive cash flows from the asset has expired, or
- (ii) The Group has transferred its contractual rights to receive cash flows from the financial asset or has assumed an obligation to pay the received cash flows in full without material delay to a third party under a 'pass-through' arrangement; and either (a) the Group has transferred substantially all the risks and rewards of the asset, or (b) the Group has neither transferred nor retained substantially all the risks and rewards of the asset, but has transferred control of the asset.

Financial Liabilities

Initial recognition and measurement

Financial liabilities are classified, at initial recognition, as financial liabilities at fair value through profit or loss.

All financial liabilities are recognised initially at fair value and, in the case of loans and borrowings and payables, net of directly attributable transaction costs.

The Group's financial liabilities include trade and other payables, loans and borrowings etc.

Subsequent measurement

For purposes of subsequent measurement, financial liabilities are classified in two categories:

- Financial liabilities at amortised cost
- Financial liabilities at fair value through profit and loss (FVTPL)

Financial liabilities at Amortized cost

Loans and borrowings

After initial recognition, interest-bearing loans and borrowings are subsequently measured at amortised cost using the EIR method. Gains and losses are recognised in the statement of profit or loss when the liabilities are derecognised as well as through the EIR amortisation process.

Amortised cost is calculated by taking into account any discount or premium on acquisition and fees or costs that are an integral part of the EIR. The EIR amortisation is included as finance costs in the statement of profit and loss. This category generally applies to borrowings.



De-recognition

A financial liability is derecognised when the obligation under the liability is discharged or cancelled or expires. When an existing financial liability is replaced by another from the same lender on substantially different terms or the terms of an existing liability are substantially modified, such an exchange or modification is treated as the de-recognition of the original liability and the recognition of a new liability. The difference in the respective carrying amounts is recognised in the statement of profit and loss.

k. Impairment of financial assets

In accordance with Ind-AS 109, the Group applies expected credit loss (ECL) model for measurement and recognition of impairment loss on the following financial assets and credit risk exposure:

Financial assets that are debt instruments, and are initially measured at fair value with subsequent measurement at amortised cost e.g., trade and other receivables, security deposits, loan to employees, etc.

The Group follows 'simplified approach' for recognition of impairment loss allowance for trade receivables.

The application of simplified approach does not require the Group to track changes in credit risk. Rather, it recognises impairment loss allowance based on lifetime ECLs at each reporting date, right from its initial recognition.

As a practical expedient, the Group uses a provision matrix to determine impairment loss allowance on portfolio of its trade receivables. The provision matrix is based on its historically observed default rates over the expected life of the trade receivables and is adjusted for forward-looking estimates. At every reporting date, the historically observed default rates are updated and changes in the forward-looking estimates are analysed.

ECL impairment loss allowance (or reversal) recognized during the period is recognized as an expense in the statement of profit and loss.

l. Impairment of non-financial assets

The carrying amounts of the Group's non-financial assets, other than deferred tax assets, are reviewed at the end of each reporting period to determine whether there is any indication of impairment. If any such indication exists, then the asset's recoverable amount is estimated.

The recoverable amount of an asset or cash-generating unit ('CGU') is the greater of its value in use or its fair value less costs to sell. In assessing value in use, the estimated future cash flows are discounted to their present value using a pre-tax discount rate that reflects current market assessments of the time value of money and the risks specific to the asset or CGU. For the purpose of impairment testing, assets that cannot be tested individually are grouped together into the smallest group of assets that generates cash inflows from continuing use that are largely independent of the cash inflows of other assets or groups of assets ('CGU').



An impairment loss is recognized, if the carrying amount of an asset or its CGU exceeds its estimated recoverable amount and is recognised in statement of profit and loss.

Impairment losses recognised in prior periods are assessed at end of each reporting period for any indications that the loss has decreased or no longer exists. An impairment loss is reversed if there has been a change in the estimates used to determine the recoverable amount. An impairment loss is reversed only to the extent that the asset's carrying amount does not exceed the carrying amount that would have been determined, net of depreciation or amortisation, if no impairment loss had been recognised.

m. Fair value measurement

Fair value is the price that would be received to sell an asset or paid to transfer a liability in an orderly transaction between market participants at the measurement date. The fair value measurement is based on the presumption that the transaction to sell the asset or transfer the liability takes place either:

- (a) In the principal market for the asset or liability, or
- (b) In the absence of a principal market, in the most advantageous market for the asset or liability

The principal or the most advantageous market must be accessible by the Group.

The fair value of an asset or a liability is measured using the assumptions that market participants would use when pricing the asset or liability, assuming that market participants act in their economic best interest.

A fair value measurement of a non-financial asset takes into account a market participant's ability to generate economic benefits by using the asset in its highest and best use or by selling it to another market participant that would use the asset in its highest and best use.

The Group uses valuation techniques that are appropriate in the circumstances and for which sufficient data are available to measure fair value, maximising the use of relevant observable inputs and minimising the use of unobservable inputs.

All assets and liabilities for which fair value is measured or disclosed in the financial statements are categorised within the fair value hierarchy, described as follows, based on the lowest level input that is significant to the fair value measurement as a whole:

- Level 1 — Quoted (unadjusted) market prices in active markets for identical assets or liabilities
- Level 2 — Valuation techniques for which the lowest level input that is significant to the fair value measurement is directly or indirectly observable
- Level 3 — Valuation techniques for which the lowest level input that is significant to the fair value measurement is unobservable

For assets and liabilities that are recognised in the financial statements on a recurring basis, the Group determines whether transfers have occurred between levels in the hierarchy by re-assessing categorisation (based on the lowest level input that is significant to the fair value measurement as a whole) at the end of each reporting period.



n. **Taxes**

Current income tax

Current income tax assets and liabilities are measured at the amount expected to be recovered from or paid to the taxation authorities. The tax rates and tax laws used to compute the amount are those that are enacted or substantively enacted, at the reporting date.

Current income tax relating to items recognized outside profit or loss is recognized outside profit or loss (either in other comprehensive income (OCI) or in equity). Current tax items are recognized in correlation to the underlying transaction either in OCI or directly in equity. Management periodically evaluates positions taken in the tax returns with respect to situations in which applicable tax regulations are subject to interpretation and establishes provisions where appropriate.

Deferred tax

Deferred tax is provided using the liability method on temporary differences between the tax bases of assets and liabilities and their carrying amounts for financial reporting purposes at the reporting date.

Deferred tax assets are recognised for all deductible temporary differences, the carry forward of unused tax credits and any unused tax losses. Deferred tax assets are recognised to the extent that it is probable that taxable profit will be available against which the deductible temporary differences, and the carry forward of unused tax credits and unused tax losses can be utilised, except when the deferred tax asset relating to the deductible temporary difference arises from the initial recognition of an asset or liability in a transaction that is not a business combination and, at the time of the transaction, affects neither the accounting profit nor taxable profit or loss.

The carrying amount of deferred tax assets is reviewed at each reporting date and reduced to the extent that it is no longer probable that sufficient taxable profit will be available to allow all or part of the deferred tax asset to be utilised. Unrecognised deferred tax assets are re-assessed at each reporting date and are recognised to the extent that it has become probable that future taxable profits will allow the deferred tax asset to be recovered.

Deferred tax assets and liabilities are measured at the tax rates that are expected to apply in the year when the asset is realised or the liability is settled, based on tax rates (and tax laws) that have been enacted or substantively enacted at the reporting date.

Deferred tax relating to items recognised outside profit or loss is recognised outside profit or loss (either in other comprehensive income or in equity). Deferred tax items are recognised in correlation to the underlying transaction either in OCI or directly in equity.

Deferred tax assets and deferred tax liabilities are offset if a legally enforceable right exists to set off current tax assets against current tax liabilities and the deferred taxes relate to the same taxable entity and the same taxation authority.



o. Cash and cash equivalents

Cash and cash equivalent in the balance sheet comprise cash at banks and on hand and short-term deposits with an original maturity of three months or less, which are subject to an insignificant risk of changes in value.

For the purpose of the statement of cash flows, cash and cash equivalents consist of cash and short-term deposits, as defined above, net of outstanding bank overdrafts as they are considered an integral part of the Group's cash management.

p. Earnings per share (EPS)

Basic EPS amounts are calculated by dividing the profit for the year attributable to the shareholders of the Group by the weighted average number of equity shares outstanding as at the end of reporting period.

Diluted EPS amounts are calculated by dividing the profit attributable to the shareholders of the Group by the weighted average number of equity shares outstanding during the year plus the weighted average number of Equity shares that would be issued on conversion of all the dilutive potential equity shares into equity shares.

q. Contingent liabilities

A contingent liability exists when there is a possible but not probable obligation, or a present obligation that may, but probably will not, require an outflow of resources, or a present obligation whose amount cannot be estimated reliably. Contingent liabilities do not warrant provisions, but are disclosed unless the possibility of outflow of resources is remote. Contingent assets are neither recognised nor disclosed in the financial statements. However, contingent assets are assessed continually and if it is virtually certain that an inflow of economic benefits will arise, the asset and related income are recognised in the period in which the change occurs.

2.4 Significant accounting judgements, estimates and assumptions

The preparation of the Group's financial statements requires management to make judgements, estimates and assumptions that affect the reported amounts of revenues, expenses, assets and liabilities, and the accompanying disclosures, and the disclosure of contingent liabilities. Uncertainty about these assumptions and estimates could result in outcomes that require a material adjustment to the carrying amount of assets or liabilities affected in future periods.

2.5 Estimates and assumptions

The key assumptions concerning the future and other key sources of estimation uncertainty at the reporting date, that have a significant risk of causing a material adjustment to the carrying amounts of assets and liabilities within the next financial year, are described below. The Group based its assumptions and estimates on parameters available when the financial statements were prepared. Existing circumstances and assumptions about future developments, however, may change due to market changes or circumstances arising that are beyond the control of the Group. Such changes are reflected in the assumptions when they occur.



Lumax Integrated Ventures Private Limited
Notes to the consolidated financial statements for the year ended March 31, 2020

a) Property, plant and equipment

Refer note 2.3(c) for the estimated useful life of property, plant and equipment. The carrying value of property, plant and equipment has been disclosed in note 3.

b) Intangible assets

Refer note 2.3(d) for the estimated useful life of intangible assets. The carrying value of intangible assets has been disclosed in note 4.



Lumax Integrated Ventures Private Limited

Notes to Consolidated financial statements for the year ended March 31, 2020

Amount in INR Lakhs, unless otherwise stated

3. Property, plant and equipment and capital work in progress

Property, plant and equipment (net)

The details of property, plant and equipment (net) :

	As at March 31, 2020	As at March 31, 2019
Plant and Equipment's	-	0.07
Total	-	0.07



Lumax Integrated Ventures Private Limited

Notes to Consolidated financial statements for the year ended March 31, 2020

Amount in INR Lakhs, unless otherwise stated

3 Property, plant and equipment

	Plant and equipment's	Total
Cost or valuation		
As at April 01, 2018	0.08	0.08
Additions	-	-
Disposals	-	-
As at March 31, 2019	0.08	0.08
Additions	-	-
Disposals	(0.08)	(0.08)
As at March 31, 2020	-	-
Depreciation and Impairments		
As at April 01, 2018	0.01	0.01
Depreciation Charge for the year	0.01	0.01
Disposal	-	-
As at March 31, 2019	0.02	0.02
Depreciation Charge for the year	0.00	0.00
Disposal	(0.02)	(0.02)
As at March 31, 2020	-	-
Net Block		
As at March 31, 2020	-	-
As at March 31, 2019	0.07	0.07
As at April 01, 2018	0.07	0.07



5 Intangible assets

a) Details of intangible assets:

	As at March 31, 2020	As at March 31, 2019
Intangible assets		
- Computer software	-	3.53
Total	-	3.53

b) Disclosures regarding gross block of intangible assets, accumulated amortisation and net

	Computer Software	Total
Cost		
At April 01, 2018	8.42	8.42
Add: Additions	-	-
Less: Disposals	-	-
At March 31, 2019	8.42	8.42
Add: Additions	-	-
Less: Disposals	(8.42)	(8.42)
At March 31, 2020	-	-
Amortisation		
At April 01, 2018	2.79	2.79
Add: Amortisation charge for the year	2.10	2.10
At March 31, 2019	4.89	4.89
Add: Amortisation charge for the year	1.76	1.76
Less: Disposals	(6.65)	(6.65)
At March 31, 2020	-	-
Net book value		
At March 31, 2020	-	-
At March 31, 2019	3.52	3.52
At April 01, 2018	5.63	5.63



5 Investment in a subsidiaries and a Joint venture

Details of Investment

	As at March 31, 2020	As at March 31, 2019
Investment in Associates <i>unquoted, valued at cost</i>		
Sipal Engineering Private Limited 7.19 lakhs shares (As at March 31, 2019 - 7.19 lakhs) equity shares of Rs.10 each fully paid up	51.77	41.26
Total	51.77	41.26



6 Income tax

(a) The major components of income tax expense for the years ended are:

Statement of profit and loss:

	As at March 31, 2020	As at March 31, 2019
Current income tax:		
Adjustments in respect of current income tax of previous year	-	0.06
Deferred tax :		
Relating to origination and reversal of temporary differences	2.43	(0.33)
Income tax expense reported in the statement of profit or loss	2.43	(0.27)

(b) OCI section

Deferred tax related to items recognised in Other Comprehensive Income during the year:

	As at March 31, 2020	As at March 31, 2019
Net loss/ (gain) on remeasurements of defined benefit plans	-	-
Income tax charged to Other Comprehensive Income	-	-

(c) Reconciliation of tax expense and the accounting profit multiplied by India's domestic tax rate for March 31, 2020 and March 31, 2019

	As at March 31, 2020	As at March 31, 2019
Accounting profit before income tax	(17.04)	(22.66)
Loss of Live Standalone	(1.34)	(0.80)
Taxable Income	(15.70)	(21.86)
Tax at the Indian Tax Rate @ 26%	(4.08)	(5.68)
Non-deductible expenses for tax purposes:		
Cash Paid more than 10,000/-	-	0.13
B/f Losses Lesp	-	5.22
Deferred Tax Reversed LESP	2.43	-
Deffered Tax not considered	4.08	-
Additional Deductions		
Tax Earlier Years	-	0.06
At the effective income tax rate	2.43	(0.27)
Income tax expense reported in the statement of profit and loss	2.43	(0.27)

Deferred tax:	Balance sheet		Statement of profit and loss and OCI	
	As at March 31, 2020	As at March 31, 2019	For the Year Ended March 31, 2020	For the Year Ended March 31, 2019
Deferred tax assets relates to the following :				
Impact of expenditures charged to statement of profit and loss in the current year but allowed for tax purposes on payment basis	-	0.36	0.36	(0.06)
Impact of allowance for doubtful debts	-	2.24	2.24	-
Others	-	0.20	0.20	(0.08)
	-	2.80	2.80	(0.14)
Deferred tax liability relates to the following :				
Accelerated depreciation for tax purposes	-	0.38	0.38	0.18
	-	0.38	0.38	0.18
Deferred tax expense/(income) charged to OCI and Profit and loss			2.43	(0.33)
Total deferred tax (Assets) liability (Net)	-	(2.43)		



7 Inventories

Details of inventories:

	As at March 31, 2020	As at March 31, 2019
Traded goods (includes goods in transit Rs. 0 lakhs (As at March 31, 2019 Rs. 0 lakhs)	-	142.89
Total inventories, at the lower of cost and net realisable value	-	142.89

8 Trade receivables

a) Details of trade receivables:

	As at March 31, 2020	As at March 31, 2019
Trade receivables	-	14.17
Receivables from other related parties	-	2.50
Total Trade receivables	-	16.67

b) Break-up for security details:

	As at March 31, 2020	As at March 31, 2019
Trade receivables		
Secured, considered good	-	15.62
Unsecured, considered good	-	-
Doubtful	26.09	8.63
		24.25
Provision for doubtful receivables		
Doubtful	(26.09)	(8.63)
Total	-	15.62
Provision for doubtful receivables	-	-
Total (A)	-	15.62
Other Trade Receivable		
Secured, considered good	-	-
Unsecured, considered good	-	1.05
Doubtful	-	-
		1.05
Provision for doubtful receivables	-	-
Doubtful	-	-
Total (B)	-	1.05
Total (A+B)	-	16.67



Lumax Integrated Ventures Private Limited

Notes to Consolidated financial statements for the year ended March 31, 2020

Amount in INR Lakhs, unless otherwise stated

9 Cash and cash equivalents

	As at March 31, 2020	As at March 31, 2019
Balances with banks:		
- On current accounts	4.20	3.67
Cash on hand	0.04	0.13
Total	4.24	3.80



Lumax Integrated Ventures Private Limited

Notes to Consolidated financial statements for the year ended March 31, 2020

Amount in INR Lakhs, unless otherwise stated

10 Other assets

(Unsecured, considered good, unless otherwise stated)

The details of other assets:

	As at March 31, 2020	As at March 31, 2019
Non- current		
Balances with statutory/government authorities	-	-
Total (A)	-	-
Current		
Balance with statutory / government authorities	-	4.15
Advance to suppliers	-	0.02
Prepaid expenses	0.06	1.36
Export benefits receivable	-	-
Others	-	0.14
Total (B)	0.06	5.67
Total (A+B)	0.06	5.67
Current	0.06	5.67
Non -current	-	-



11 Share Capital

a) Details of share capital is as follows:

	As at March 31, 2020	As at March 31, 2019
Authorised share capital 1,000,000 (March 31, 2019: 1,000,000) equity shares of Rs. 10 each	100.00	100.00
	100.00	100.00
Issued, subscribed and fully paid up capital 834,000 (March 31, 2019: 814,000) equity shares of Rs. 10 each	83.40	81.40
	83.40	81.40

b. Reconciliation of authorised share capital

	Equity Shares	
	No. of shares (in lacs)	Amount
As at April 01, 2018	10.00	100.00
Increase/(Decrease) during the year	-	-
As at March 31, 2019	10.00	100.00
Increase/(Decrease) during the year	-	-
As at March 31, 2020	10.00	100.00

c. Reconciliation of issued, subscribed and paid up share capital

	Equity Shares	
	No. of shares (in lacs)	Amount
Equity shares of INR 10 each issued, subscribed and fully paid		
As at April 01, 2018	8.14	81.40
Issued during the year	-	-
As at March 31, 2019	8.14	81.40
Issued during the year	0.20	2.00
As at March 31, 2020	8.34	83.40



d) Terms/ rights attached to equity shares:

"The Company has only one class of equity shares having a par value of Rs. 10 per share. Each holder of equity is entitled to one vote per share."

The Company declares and pays dividends in Indian rupees. The dividend, if proposed by the Board of Directors, is subject to the approval of the shareholders in the Annual General Meeting.

In the event of liquidation of the Company, the holders of equity shares will be entitled to receive remaining assets of the Company, after distribution of any preferential amounts. The distribution will be in proportion to the number of equity shares held by the shareholders.

e) Details of shareholders holding more than 5% shares in the company

Name of the shareholder	As at March 31, 2020		As at March 31, 2019	
	No. of shares (in lacs)	% holding in the equity shares	No. of shares (in lacs)	% holding in the equity shares
Lumax Auto Technologies Ltd.	8.34	100%	8.14	100%

12 Other equity

Reconciliation of Other Equity

	Retained earnings	Capital Reserve	Securities premium	General reserve	FVTOCI reserve	Total
As at April 01, 2018	(5.30)	0.28	-	-	-	(5.02)
Profit for the year	(18.85)	-	-	4.28	-	(14.57)
Other comprehensive income for the year (net of tax)	-	-	-	-	-	-
As at March 31, 2019	(24.15)	0.28	-	4.28	-	(19.59)
Profit for the year	(8.96)	-	-	-	-	(8.96)
Transfer to General Reserve	-	-	-	-	-	-
Other comprehensive income for the year (net of tax)	-	-	-	-	-	-
Total comprehensive income	(8.96)	-	-	-	-	(8.96)
Less : Dividend Paid	-	-	-	-	-	-
Less: Dividen Distribution Tax Paid	-	-	-	-	-	-
As at March 31, 2020	(33.11)	0.28	-	4.28	-	(28.55)



Lumax Integrated Ventures Private Limited

Notes to Consolidated financial statements for the year ended March 31, 2020

Amount in INR Lakhs, unless otherwise stated

13 Trade payables

	As at March 31, 2020	As at March 31, 2019
A. Trade payables		
- Trade payables	0.88	12.02
- Related parties	-	139.02
B. Other payables		
- Other payables	0.29	1.21
Total	1.17	152.25
Payables to Micro and Small Enterprises	-	-
Payables to Others than Mico and Small Enterprises	1.17	152.25

Details of dues to micro and small enterprises as defined under the MSMED Act, 2006

	As at March 31, 2020	As at March 31, 2019
Principal amount due to micro and small enterprises	-	-
Interest due on above	-	-
	-	-
The amount of interest paid by the buyer in terms of section 16 of the MSMED Act 2006 along with the amounts of the payment made to the supplier beyond the appointed day during each accounting year.	-	-
The amount of interest due and payable for the period of delay in making payment (which have been paid but beyond the appointed day during the year) but without adding the interest specified under the MSMED Act 2006.	-	-
The amount of interest accrued and remaining unpaid at the end of each accounting year.	-	-
The amount of further interest remaining due and payable even in the succeeding years, until such date when the interest due as above are actually paid to the small enterprise for the purpose of disallowance as a deductible expenditure under section 23 of the MSMED Act 2006	-	-

Trade payables are non-interest bearing and are normally settled on 30-90 days terms.



Lumax Integrated Ventures Private Limited

Notes to Consolidated financial statements for the year ended March 31, 2020

Amount in INR Lakhs, unless otherwise stated

14 Other financial liabilities

	As at March 31, 2020	As at March 31, 2019
Other financial liabilities at amortised cost		
Non-current		
Amount payable for property, plant and equipment	-	-
Total (A)	-	-
Current		
Accrued salaries & benefits to Employees	-	1.30
Total	-	1.30
Total current	-	1.30
Total non-current	-	-

15 Provisions

	As at March 31, 2020	As at March 31, 2019
Non Current		
Provision for income tax	-	-
Current		
Provision for employee benefits		
Provision for gratuity	-	0.17
Provision for leave encashment	-	0.35
Total	-	0.52
Current	-	0.52
Non- Current	-	-

16 Other liabilities

Details of other liabilities

	As at March 31, 2020	As at March 31, 2019
Non Current		
Other liabilities (net)	-	-
Current		
Statutory dues	0.04	0.43
Other liabilities (net)	0.01	-
Total	0.04	0.43
Current	0.04	0.43
Non-current	-	-



Lumax Integrated Ventures Private Limited

Notes to Consolidated financial statements for the year ended March 31, 2020

Amount in INR Lakhs, unless otherwise stated

17 Revenue from operations

The details of revenue from operations is as follows:

	For the Year Ended March 31, 2020	For the Year Ended March 31, 2019
Sale of products		
Traded goods	33.17	11.89
Total sale of products (A)	33.17	11.89
Sale of services (B)	0.03	-
Revenue from operations (A+B)	33.20	11.89

18 Other income

	For the Year Ended March 31, 2020	For the Year Ended March 31, 2019
Other non-operating income		
Liabilities no longer required written back	130.90	0.53
Miscellaneous income	0.30	-
Total	131.20	0.53



19 Purchase of Traded Goods

	For the Year Ended March 31, 2020	For the Year Ended March 31, 2019
Traded Goods		
-Automotive Lamps/Components	-	11.01
Purchase of Traded Goods	-	11.01

20 (Increase)/Decrease in inventories of finished goods, work-in-progress and traded goods

	For the Year Ended March 31, 2020	For the Year Ended March 31, 2019
Opening stock		
-Traded Goods	142.89	142.62
Total (A)	142.89	142.62
Closing stock		
-Traded Goods	-	142.89
Total (B)	-	142.89
Change in inventories of finished goods, work-in-progress and traded goods		
-Traded Goods	142.89	(0.27)
(Increase)/Decrease in inventories of finished goods, work-in-progress and traded goods (A-B)	142.89	(0.27)



Lumax Integrated Ventures Private Limited

Notes to Consolidated financial statements for the year ended March 31, 2020

Amount in INR Lakhs, unless otherwise stated

21 Employee benefits expense

	For the Year Ended March 31, 2020	For the Year Ended March 31, 2019
Salaries, wages and bonus	2.01	8.85
Contributions to provident and other funds	0.09	0.45
Compensated absences	0.03	0.22
Gratuity expense	0.02	(0.01)
Staff welfare expense	0.03	0.12
Total	2.20	9.64

22 Depreciation and amortization expense

	For the Year Ended March 31, 2020	For the Year Ended March 31, 2019
Depreciation of tangible assets (note 3)	0.00	0.01
Amortization of intangible assets (note 4)	1.76	2.10
Total	1.77	2.11



Lumax Integrated Ventures Private Limited

Notes to Consolidated financial statements for the year ended March 31, 2020

Amount in INR Lakhs, unless otherwise stated

23 Other expenses

	For the Year Ended March 31, 2020	For the Year Ended March 31, 2019
Freight and forwarding charges	0.78	0.92
Travelling and conveyance	0.32	0.32
Rent	1.71	3.58
Legal and professional fees	4.61	2.59
Repairs and maintenance		
- Plant and machinery	1.30	-
- Others	1.01	3.08
Communication cost	0.01	0.02
Bank Charges	0.01	
Rates and taxes	0.62	0.46
Payment to auditors (refer detail below)*	0.92	0.83
Insurance	0.21	0.40
Printing and stationery	0.00	-
Loss on sales of Property plant , equipment's (net)	1.09	-
Provision for doubtful debts and advances	17.47	-
Outstanding balances written off	3.98	-
Miscellaneous expenses	0.55	0.40
Total	34.59	12.60

Payment to Auditor (excluding applicable taxes)

Particulars	For the Year Ended March 31, 2020	For the Year Ended March 31, 2019
As Auditor:		
Audit Fee	0.83	0.83
Total	0.83	0.83



24 Components of Other Comprehensive Income (OCI)

The disaggregation of changes to OCI by each type of reserve in equity is shown below:

Particulars	For the Year Ended March 31, 2020	For the Year Ended March 31, 2019
Re-measurement gains/ (losses) on defined benefit plans	-	-
Deferred tax thereon	-	-
Gain on FVTOCI equity securities	-	-
Deferred tax thereon	-	-
	-	-

25 Earnings per share (EPS)

- a) Basic EPS amounts are calculated by dividing the profit for the year attributable to equity holders of the Company by the weighted average number of equity shares outstanding during the year.
- b) Diluted EPS amounts are calculated by dividing the profit attributable to equity holders of the Company (after adjusting for interest on the convertible preference shares) by the weighted average number of equity shares outstanding during the year plus the weighted average number of equity shares that would be issued on conversion of all the dilutive potential equity shares into equity shares.
- c) The following reflects the income and share data used in the basic and diluted EPS computations:

	For the Year Ended March 31, 2020	For the Year Ended March 31, 2019
Profit attributable to the equity holders of the Company	(8.96)	(18.85)
Weighted average number of equity shares for basic and diluted EPS (in lacs)	8.20	8.14
Basic and diluted earnings per share (face value Rs. 10 per share)	(1.09)	(2.32)

- d) There has not been any transactions involving equity shares or potential equity shares between the reporting date and the date of authorisation of these financial statements.



26 Group information

Information about subsidiaries

The consolidated financial statements of the Group includes subsidiaries and Joint venture listed in the table below:

Name	Principal activities	Country of incorporation	% Equity interest	
			As at March 31, 2020	As at March 31, 2019
Lumax Energy Solutions Private Limited	Led Lights	India	100	100
Velomax Mobility Private Limited		India	100	100

27 Associates

Financial information of associates that have material non-controlling interests is provided below:

Proportion of equity interest held by non-controlling interests:

Name	Principal activities	Country of incorporation	% Equity interest	
			As at March 31, 2020	As at March 31, 2019
Sipal Engg. Pvt. Limited	Engineering Services	India	45.33	45.33



28 Related party disclosures

Names of related parties and related party relationship

S. No.	Relationship	Name of Related Parties
1	Subsidiary Companies	Lumax Energy Solutions Private Limited ("LESP") Velomax Mobility Private Limited.
2	Associate Company	Sipal Engg. Pvt. Limited
3	Key Management Personnel	Mr.Dhanesh Kumar Jain (Chairman) Mr.Anmol Jain (Managing Director)
4	Holding Company	Lumax Auto Technologies Limited
5	Enterprises owned or significantly influenced by Key Management Personnel and / or their relatives	Lumax Industries Limited Lumax Finance Private Limited Lumax Ancillary Limited Mahavir Udyog D. K. Jain & Sons Bharat Enterprises Dhanesh Kumar Jain & Family Trust Lumax Tours & Travels Limited Vardhman Agencies Private Limited Lumax Charitable Foundation Lumax Management Services Private Limited



Amount in INR Lakhs, unless otherwise stated

Sr. No	Account Head	Holding Company		Subsidiaries and Associates		Enterprises owned or significantly influenced by Key Management Personnel and/ or their relatives		Total	
		March 31, 2020	March 31, 2019	March 31, 2020	March 31, 2019	March 31, 2020	March 31, 2019	March 31, 2020	March 31, 2019
A)	TRANSACTIONS								
i)	Sale of Traded goods								
	Lumax Mannoh Allied Technologies Limited	-	-	-	-	-	1.67	-	1.67
	Lumax Industries Limited	-	-	-	-	0.35	3.03	0.35	3.03
	Lumax DK Auto Industries Limited	-	-	-	-	0.28	1.91	0.28	1.91
	Lumax Charitable Foundation	-	-	-	-	7.66	-	7.66	-
	Lumax Ancillary Limited	-	-	-	-	-	0.29	-	0.29
	Lumax Auto Technologies Limited	35.07	1.83	-	-	-	-	35.07	1.83
	Total (i)	35.07	1.83	-	-	8.29	6.89	43.36	8.72
ii)	Sale of fixed assets								
	Lumax Auto Technologies Limited	0.87	-	-	-	-	-	0.87	-
	Total (ii)	0.87	-	-	-	-	-	0.87	-
iii)	Purchases of Traded goods								
	Lumax Auto Technologies Limited	-	4.26	-	-	-	-	-	4.26
	Total (iii)	-	4.26	-	-	-	-	-	4.26
iv)	Availing of services								
	Lumax Auto Technologies Limited	0.68	-	-	-	-	-	0.68	-
	Lumax Tours & Travels Ltd	-	-	-	-	0.06	-	0.06	-
	Lumax Management Services Private Limited	-	-	-	-	-	2.53	-	2.53
	Total (iv)	0.68	-	-	-	0.06	2.53	0.74	2.53
v)	Lease rent (expense)								
	Lumax Industries Limited	-	-	-	-	0.16	0.15	0.16	0.15
	Lumax Auto Technologies Limited	1.56	3.96	-	-	-	-	1.56	3.96
	Total (v)	1.56	3.96	-	-	0.16	0.15	1.71	4.12
vi)	Loan Received								
	Lumax Auto Technologies Limited	15.50	-	-	-	-	-	15.50	-
	Total (vi)	15.50	-	-	-	-	-	15.50	-
xii)	Loan Paid Back								
	Lumax Auto Technologies Limited	15.50	-	-	-	-	-	15.50	-
	Total (vii)	15.50	-	-	-	-	-	15.50	-
B)	Balances at the year end								
i)	Payables								
	Lumax Auto Technologies Limited	-	139.02	-	-	-	-	-	139.02
	Total (i)	-	139.02	-	-	-	-	-	139.02
ii)	Receivables								
	Lumax Auto Technologies Limited	-	0.45	-	-	-	-	-	0.45
	Lumax Industries Limited	-	-	-	-	-	0.22	-	0.22
	Lumax Mannoh Allied Technologies Limited	-	-	-	-	-	1.84	-	1.84
	Total (ii)	-	0.45	-	-	-	2.05	-	2.50
iii)	Investment								
	Sipal Engineering Private Limited	-	-	71.91	71.91	-	-	71.91	71.91
	Lumax Energy Solutions Private Limited	-	-	5.00	5.00	-	-	5.00	5.00
	Velomax Mobility Private Limited	-	-	1.50	1.00	-	-	1.50	1.00
	Total (iii)	-	-	78.41	77.91	-	-	78.41	77.91



29 Financial risk management objectives and policies

The Company's principal financial liabilities comprise of trade and other payables. The main purpose of these financial liabilities is to finance the Company's operations. The Company's principal financial assets include trade and other receivables, cash, fixed deposits and security deposits that derive directly from its operations.

The Company is exposed to market risk, credit risk and liquidity risk. The Company's senior management oversees the management of these risks. The Company's senior management is supported by Finance department that advises on financial risks and the appropriate financial risk governance framework for the Company. The Finance department provides assurance to the Company's senior management that the Company's financial risk activities are governed by appropriate policies and procedures and that financial risks are identified, measured and managed in accordance with the Company's policies and risk objectives. It is the company's policy that no trading in derivatives for speculative purposes may be undertaken. The Board of Directors reviews and agrees policies for managing each of these risks, which are summarised below.

A. Market risk

Market risk is the risk that the fair value of future cash flows of a financial instrument will fluctuate because of changes in market prices. Market risk comprises three types of risk: interest rate risk, currency risk and other price risk, such as equity price risk.

The sensitivity analyses in the following sections relate to the position as at March 31, 2020 and March 31, 2019.

The analyses exclude the impact of movements in market variables on: the carrying values of gratuity and other post-retirement obligations; provisions; and the non-financial assets and liabilities.

i) Interest rate risk

Interest rate risk is the risk that the fair value or future cash flows of a financial instrument will fluctuate because of changes in market interest rates. The Company has no interest bearing financial liabilities. They are therefore not subject to interest rate risk as defined in Ind AS 107, since neither the carrying amount nor the future cash flows will fluctuate because of a change in market interest rates.

ii) Foreign currency risk

Foreign currency risk is the risk that the fair value or future cash flows of an exposure will fluctuate because of changes in foreign exchange rates. The Company's exposure to the risk of changes in foreign exchange rates is NIL.

B. Credit risk

Credit risk is the risk that counterparty will not meet its obligations under a financial instrument or customer contract, leading to a financial loss. The Company is exposed to credit risk from its operating activities (primarily trade receivables) and from its financing activities, including deposits with banks.

i) Trade receivables

Customer credit risk is managed by each Company subject to the Company's established policy, procedures and control relating to customer credit risk management. Credit quality of a customer is assessed based on an extensive credit rating. Outstanding customer receivables are regularly monitored.

An impairment analysis is performed at each reporting date on an individual basis for major clients. In addition, a large number of minor receivables are grouped into homogenous groups and assessed for impairment collectively. The maximum exposure to credit risk at the reporting date is the carrying value of financial assets (trade receivable). The Company evaluates the concentration of risk with respect to trade receivables as low, as its customers are located in several jurisdictions and operate in largely independent markets.

C. Liquidity risk

Liquidity risk is the risk that the Company may not be able to meet its present and future cash and collateral obligations without incurring unacceptable losses.

The Company's objective is to, at all times maintain optimum levels of liquidity to meet its cash and collateral requirements. The Company closely monitors its liquidity position and deploys a robust cash management system. It maintains adequate sources of financing including loans from banks at an optimised cost.

The table below summarises the maturity profile of the Company's financial liabilities based on contractual undiscounted payments.

As at	On demand	Less than 3 months	3 to 12 months	1 to 5 years	> 5 years	Total
March 31, 2020						
Trade and other payables	-	1.17	-	-	-	1.17
Other financial liabilities	-	-	-	-	-	-
Total	-	1.17	-	-	-	1.17
As at						
March 31, 2019						
Trade and other payables	-	152.25	-	-	-	152.25
Other financial liabilities	-	1.30	-	-	-	1.30
Total	-	153.55	-	-	-	153.55

30 Effect due to Corona Virus (Covid-19)


In the opinion of the management, there is no significant impact on Entity due to Covid-19. Hence, the impact in this regard has not been considered while preparing these financial statements.

The accompanying notes form an integral part of these financial statements

As per our report of even date

R Jain & Sanjay Associates,
Chartered Accountants
Firm Registration No: 012377N

CA R. K. Jain
Partner
Membership No: 009981
Place: Gurugram
Date: 15.06.2020



For and on behalf of the Board of Directors of
Lumax Integrated Ventures Private Limited

[Signature]
D. K. Jain
Director
00085848

[Signature]
Anmol Jain
Director
00004993