

## **INDEPENDENT AUDITOR'S REPORT**

To the Members of Lumax Cornaglia Auto Technologies Private Limited

### **Report on the Audit of the Ind AS Financial Statements**

#### **Opinion**

We have audited the accompanying Ind AS financial statements of Lumax Cornaglia Auto Technologies Private Limited ("the Company"), which comprise the Balance sheet as at March 31, 2024, the Statement of Profit and Loss, including the Statement of Other Comprehensive Income, the Cash Flow Statement and the Statement of Changes in Equity for the year then ended, and notes to the Ind AS financial statements, including a summary of material accounting policies and other explanatory information.

In our opinion and to the best of our information and according to the explanations given to us, the aforesaid Ind AS financial statements give the information required by the Companies Act, 2013, as amended ("the Act") in the manner so required and give a true and fair view in conformity with the accounting principles generally accepted in India, of the state of affairs of the Company as at March 31, 2024, its profit including other comprehensive income, its cash flows and the changes in equity for the year ended on that date.

#### **Basis for Opinion**

We conducted our audit of the Ind AS financial statements in accordance with the Standards on Auditing (SAs), as specified under Section 143(10) of the Act. Our responsibilities under those Standards are further described in the 'Auditor's Responsibilities for the Audit of the Financial Statements' section of our report. We are independent of the Company in accordance with the 'Code of Ethics' issued by the Institute of Chartered Accountants of India together with the ethical requirements that are relevant to our audit of the financial statements under the provisions of the Act and the Rules thereunder, and we have fulfilled our other ethical responsibilities in accordance with these requirements and the Code of Ethics. We believe that the audit evidence we have obtained is sufficient and appropriate to provide a basis for our audit opinion on the Ind AS financial statements.

#### **Other Information**

The Company's Board of Directors is responsible for the other information. The other information comprises the information included in the Director's report, but does not include the Ind AS financial statements and our auditor's report thereon.

Our opinion on the Ind AS financial statements does not cover the other information and we do not express any form of assurance conclusion thereon.

In connection with our audit of the Ind AS financial statements, our responsibility is to read the other information and, in doing so, consider whether such other information is materially inconsistent with the Ind AS financial statements or our knowledge obtained in the audit or otherwise appears to be materially misstated. If, based on the work we have performed, we conclude that there is a material misstatement of this other information, we are required to report that fact. We have nothing to report in this regard.

#### **Responsibility of Management for the Ind AS Financial Statements**

The Company's Board of Directors is responsible for the matters stated in Section 134(5) of the Act with respect



# **S.R. BATLIBOI & Co. LLP**

Chartered Accountants

to the preparation of these Ind AS financial statements that give a true and fair view of the financial position, financial performance including other comprehensive income, cash flows and changes in equity of the Company in accordance with the accounting principles generally accepted in India, including the Indian Accounting Standards (Ind AS) specified under Section 133 of the Act read with the Companies (Indian Accounting Standards) Rules, 2015, as amended. This responsibility also includes maintenance of adequate accounting records in accordance with the provisions of the Act for safeguarding of the assets of the Company and for preventing and detecting frauds and other irregularities; selection and application of appropriate accounting policies; making judgments and estimates that are reasonable and prudent; and the design, implementation and maintenance of adequate internal financial controls, that were operating effectively for ensuring the accuracy and completeness of the accounting records, relevant to the preparation and presentation of the Ind AS financial statements that give a true and fair view and are free from material misstatement, whether due to fraud or error.

In preparing the Ind AS financial statements, management is responsible for assessing the Company's ability to continue as a going concern, disclosing, as applicable, matters related to going concern and using the going concern basis of accounting unless management either intends to liquidate the Company or to cease operations, or has no realistic alternative but to do so.

The Board of Directors are also responsible for overseeing the Company's financial reporting process.

## **Auditor's Responsibilities for the Audit of the Ind AS Financial Statements**

Our objectives are to obtain reasonable assurance about whether the Ind AS financial statements as a whole are free from material misstatement, whether due to fraud or error, and to issue an auditor's report that includes our opinion. Reasonable assurance is a high level of assurance, but is not a guarantee that an audit conducted in accordance with SAs will always detect a material misstatement when it exists. Misstatements can arise from fraud or error and are considered material if, individually or in the aggregate, they could reasonably be expected to influence the economic decisions of users taken on the basis of these Ind AS financial statements.

As part of an audit in accordance with SAs, we exercise professional judgment and maintain professional skepticism throughout the audit. We also:

- Identify and assess the risks of material misstatement of the Ind AS financial statements, whether due to fraud or error, design and perform audit procedures responsive to those risks, and obtain audit evidence that is sufficient and appropriate to provide a basis for our opinion. The risk of not detecting a material misstatement resulting from fraud is higher than for one resulting from error, as fraud may involve collusion, forgery, intentional omissions, misrepresentations, or the override of internal control.
- Obtain an understanding of internal control relevant to the audit in order to design audit procedures that are appropriate in the circumstances. Under Section 143(3)(i) of the Act, we are also responsible for expressing our opinion on whether the Company has adequate internal financial controls with reference to financial statements in place and the operating effectiveness of such controls.
- Evaluate the appropriateness of accounting policies used and the reasonableness of accounting estimates and related disclosures made by management.
- Conclude on the appropriateness of management's use of the going concern basis of accounting and, based on the audit evidence obtained, whether a material uncertainty exists related to events or conditions that may cast significant doubt on the Company's ability to continue as a going concern. If we conclude that a material uncertainty exists, we are required to draw attention in our auditor's report to the related disclosures in the financial statements or, if such disclosures are inadequate, to modify our opinion. Our conclusions are based on the audit evidence obtained up to the date of our auditor's report. However, future events or conditions may cause the Company to cease to continue as a going concern.
- Evaluate the overall presentation, structure and content of the Ind AS financial statements, including the disclosures, and whether the Ind AS financial statements represent the underlying transactions and events in a manner that achieves fair presentation.



# **S.R. BATLIBOI & Co. LLP**

Chartered Accountants

We communicate with those charged with governance regarding, among other matters, the planned scope and timing of the audit and significant audit findings, including any significant deficiencies in internal control that we identify during our audit.

We also provide those charged with governance with a statement that we have complied with relevant ethical requirements regarding independence, and to communicate with them all relationships and other matters that may reasonably be thought to bear on our independence, and where applicable, related safeguards.

## **Report on Other Legal and Regulatory Requirements**

1. As required by the Companies (Auditor's Report) Order, 2020 ("the Order"), issued by the Central Government of India in terms of Sub-section (11) of Section 143 of the Act, we give in the "Annexure 1" a statement on the matters specified in paragraphs 3 and 4 of the Order.
2. As required by Section 143(3) of the Act, we report, to the extent applicable, that:
  - (a) We have sought and obtained all the information and explanations which to the best of our knowledge and belief were necessary for the purposes of our audit;
  - (b) In our opinion, proper books of account as required by law have been kept by the Company so far as it appears from our examination of those books except for the matters stated in the paragraph (i)(vi) below on reporting under Rule 11(g) of the Companies (Audit and Auditors) Rules, 2014;
  - (c) The Balance Sheet, the Statement of Profit and Loss including the Statement of Other Comprehensive Income, the Cash Flow Statement and Statement of Changes in Equity dealt with by this Report are in agreement with the books of account;
  - (d) In our opinion, the aforesaid Ind AS financial statements comply with the Accounting Standards specified under Section 133 of the Act, read with Companies (Indian Accounting Standards) Rules, 2015, as amended;
  - (e) On the basis of the written representations received from the directors as on March 31, 2024 taken on record by the Board of Directors, none of the directors is disqualified as on March 31, 2024 from being appointed as a director in terms of Section 164 (2) of the Act;
  - (f) With respect to the adequacy of the internal financial controls with reference to these Ind AS financial statements and the operating effectiveness of such controls, refer to our separate Report in "Annexure 2" to this report;
  - (g) The provisions of Section 197 read with Schedule V of the Act are not applicable to the Company for the year ended March 31, 2024;
  - (h) The modification relating to the maintenance of accounts and other matters connected therewith are as stated in the paragraph (b) above on reporting under Section 143(3)(b) and paragraph (i)(vi) below on reporting under Rule 11(g) of the Companies (Audit and Auditors) Rules, 2014;
  - (i) With respect to the other matters to be included in the Auditor's Report in accordance with Rule 11 of the Companies (Audit and Auditors) Rules, 2014, as amended in our opinion and to the best of our information and according to the explanations given to us:
    - i. The Company has disclosed the impact of pending litigations on its financial position in its Ind AS financial statements – Refer note 36(b) to the Ind AS financial statements;
    - ii. The Company did not have any long-term contracts including derivative contracts for which there were any material foreseeable losses;



# **S.R. BATLIBOI & Co. LLP**

Chartered Accountants

- iii. There were no amounts which were required to be transferred to the Investor Education and Protection Fund by the Company.
- iv. a) The management has represented that, to the best of its knowledge and belief, no funds have been advanced or loaned or invested (either from borrowed funds or share premium or any other sources or kind of funds) by the Company to or in any other person or entity, including foreign entities ("Intermediaries"), with the understanding, whether recorded in writing or otherwise, that the Intermediary shall, whether, directly or indirectly lend or invest in other persons or entities identified in any manner whatsoever by or on behalf of the Company ("Ultimate Beneficiaries") or provide any guarantee, security or the like on behalf of the Ultimate Beneficiaries;  
  
b) The management has represented that, to the best of its knowledge and belief, no funds have been received by the Company from any person or entity, including foreign entities ("Funding Parties"), with the understanding, whether recorded in writing or otherwise, that the Company shall, whether, directly or indirectly, lend or invest in other persons or entities identified in any manner whatsoever by or on behalf of the Funding Party ("Ultimate Beneficiaries") or provide any guarantee, security or the like on behalf of the Ultimate Beneficiaries; and  
  
c) Based on such audit procedures performed that have been considered reasonable and appropriate in the circumstances, nothing has come to our notice that has caused us to believe that the representations under sub-clause (a) and (b) contain any material misstatement.
- v. No dividend has been declared or paid during the year by the Company.
- vi. Based on our examination which included test checks, the Company has used accounting software for maintaining its books of account which has a feature of recording audit trail (edit log) facility and the same has operated throughout the year for all relevant transactions recorded in the software, except that audit trail feature is not enabled for application's underlying database and the same is also not enabled for certain changes made using privileged/ administrative access rights, as described in note 47 to the financial statements. Further, during the course of our audit we did not come across any instance of audit trail feature being tampered with in respect of accounting software.

**For S.R. Batliboi & Co. LLP**

Chartered Accountants

ICAI Firm Registration Number: 301003E/E300005



**per Amit Yadav**

Partner

Membership Number: 501753

UDIN: 24501753BKHICO7422



Place: New Delhi

Date: May 23, 2024

# S.R. BATLIBOI & Co. LLP

Chartered Accountants

## Annexure 1 referred to in paragraph 1 under the heading “Report on other legal and regulatory requirements” of our report of even date

Re: Lumax Cornaglia Auto Technologies Private Limited (‘the Company’)

In terms of the information and explanations sought by us and given by the Company and the books of account and records examined by us in the normal course of audit and to the best of our knowledge and belief, we state that:

- (i)(a)(A) The Company has maintained proper records showing full particulars, including quantitative details and situation of property, plant and equipment.
- (i)(a)(B) The Company has maintained proper records showing full particulars of intangible assets.
- (i)(b) Property, plant and equipment have been physically verified by the management during the year and no material discrepancies were identified on such verification.
- (i)(c) There is no immovable property (other than properties where the Company is the lessee and the lease agreements are duly executed in favor of the lessee), held by the Company and accordingly, the requirement to report on clause 3(i)(c) of the Order is not applicable to the Company.
- (i)(d) The Company has not revalued its property, plant and equipment (including right of use assets) or intangible assets during the year ended March 31, 2024.
- (i)(e) There are no proceedings initiated or are pending against the Company for holding any benami property under the Prohibition of Benami Property Transactions Act, 1988 and rules made thereunder.
- (ii)(a) The management has conducted physical verification of inventories at reasonable intervals during the year. In our opinion the coverage and the procedure of such verification by the management is appropriate. Discrepancies of 10% or more in aggregate for each class of inventory were not noticed on such physical verification.
- (ii)(b) As disclosed in note 16 to the financial statements, the Company has been sanctioned working capital limits in excess of Rs. five crores in aggregate from banks during the year on the basis of security of current assets of the Company. Based on the records examined by us in the normal course of audit of the financial statements, the quarterly returns/statements filed by the Company with such banks are not in agreement with the unaudited books of accounts of the Company and the details are as follows:

(INR in lakhs)

Quarter ending	Amount as per books of account (A)	Amount as per quarterly return/statement (B)	Discrepancies (A-B)
<b>Inventory</b>			
June 30, 2023	1,644.27	1,501.41	142.86
December 31, 2023	1,410.35	1,327.46	82.89
March 31, 2024	1,273.30	1,043.06	230.24
<b>Trade Receivables</b>			
June 30, 2023	2,611.44	2,611.38	0.06
December 31, 2023	1,832.71	2,160.81	(328.10)
March 31, 2024	1,470.86	1,815.97	(345.11)



# S.R. BATLIBOI & CO. LLP

Chartered Accountants

(iii)(a) During the year, the Company has provided loans to employees as follows-

(INR in lakhs)	
Particulars	Amount
Aggregate amount granted/ provided during the year to employees	2.60
Balance outstanding as at March 31, 2024	0.93

Apart from above, during the year, the Company has not provided loans, advances in the nature of loans, stood guarantee and provided security to companies, firms, limited liability partnerships or other parties.

- (iii)(b) During the year, the terms and conditions of the grant of loans to its employees provided during the year are not prejudicial to the Company's interest. During the year, the Company has not made investments, provided any guarantee or security and granted loans and advances in the nature of loans to companies, firms, Limited Liability Partnerships or any other parties.
- (iii)(c) The Company has granted loans during the year to its employees where the schedule of repayment of principal has been stipulated and the repayment or receipts are regular. Apart from above, the Company has not granted loans and advances in the nature of loans to companies, firms, Limited Liability Partnerships or any other parties.
- (iii)(d) There are no amounts of loans granted to its employees which are overdue for more than ninety days. Apart from above, the Company has not granted loans or advances in the nature of loans to companies, firms, Limited Liability Partnerships or any other parties.
- (iii)(e) There were no loans or advance in the nature of loan granted to companies, firms, Limited Liability Partnerships or any other parties which had fallen due during the year, that have been renewed or extended or fresh loans granted to settle the overdues of existing loans given to the same parties.
- (iii)(f) The Company has not granted any loans or advances in the nature of loans, either repayable on demand or without specifying any terms or period of repayment to companies, firms, Limited Liability Partnerships or any other parties. Accordingly, the requirement to report on clause 3(iii)(f) of the Order is not applicable to the Company.
- (iv) There are no loans, investments, guarantees, and security in respect of which provisions of Sections 185 and 186 of the Companies Act, 2013 are applicable and accordingly, the requirement to report on clause 3(iv) of the Order is not applicable to the Company.
- (v) The Company has neither accepted any deposits from the public nor accepted any amounts which are deemed to be deposits within the meaning of Sections 73 to 76 of the Companies Act and the rules made thereunder, to the extent applicable. Accordingly, the requirement to report on clause 3(v) of the Order is not applicable to the Company.
- (vi) We have broadly reviewed the books of account maintained by the Company pursuant to the rules made by the Central Government for the maintenance of cost records under Section 148(1) of the Companies Act, 2013, related to manufacture of automobile components and are of the opinion that prima facie, the specified accounts and records have been made and maintained. We have not, however, made a detailed examination of the same.



# **S.R. BATLIBOI & CO. LLP**

Chartered Accountants

- (vii)(a) The Company is regular in depositing with appropriate authorities undisputed statutory dues including goods and services tax, provident fund, employees' state insurance, income-tax, sales-tax, service tax, duty of customs, duty of excise, value added tax, cess and other statutory dues applicable to it. According to the information and explanation given to us and based on audit procedures performed by us, no undisputed amounts payable in respect of these statutory dues were outstanding, at the year end, for a period of more than six months from the date they became payable.
- (vii)(b) The dues of goods and services tax, provident fund, employees' state insurance, income-tax, sales-tax, service tax, duty of custom, duty of excise, value added tax, cess, and other statutory dues have not been deposited on account of any dispute, are as follows:

Name of the statute	Nature of Dues	Amount involved (Rs. in lakhs)	Amount deposited (Rs. In Lakhs)	Period to which amount relates	Forum where the dispute is pending
Income Tax	Demand on account of addition to income	23.39	-	AY 2021-22	Comissioner of Income Tax (Appeals)
Goods and Service Tax	GST on Transport service to employees	16.79	-	August 2017 to February 2020	Deputy Commissioner (Appeals)

- (viii) The Company has not surrendered or disclosed any transaction, previously unrecorded in the books of account, in the tax assessments under the Income Tax Act, 1961 as income during the year. Accordingly, the requirement to report on clause 3(viii) of the Order is not applicable to the Company.
- (ix)(a) The Company has not defaulted in repayment of loans or other borrowings or in the payment of interest thereon to any lender.
- (ix)(b) The Company has not been declared wilful defaulter by any bank or financial institution or government or any government authority.
- (ix)(c) Term loans were applied for the purpose for which the loans were obtained.
- (ix)(d) On an overall examination of the financial statements of the Company, no funds raised on short-term basis have been used for long-term purposes by the Company.
- (ix)(e) The Company does not have any subsidiary, associate or joint venture. Accordingly, the requirement to report on clause 3(ix)(e) of the Order is not applicable to the Company.
- (ix)(f) The Company does not have any subsidiary, associate or joint venture. Accordingly, the requirement to report on Clause 3(ix)(f) of the Order is not applicable to the Company.
- (x)(a) The Company has not raised any money during the year by way of initial public offer / further public offer (including debt instruments) hence, the requirement to report on clause 3(x)(a) of the Order is not applicable to the Company.
- (x)(b) The Company has not made any preferential allotment or private placement of shares /fully or partially or optionally convertible debentures during the year under audit and hence, the requirement to report on clause 3(x)(b) of the Order is not applicable to the Company.
- (xi)(a) No fraud by the Company or no fraud on the Company has been noticed or reported during the year.



# **S.R. BATLIBOI & CO. LLP**

Chartered Accountants

- (xi)(b) During the year, no report under Sub-section (12) of Section 143 of the Companies Act, 2013 has been filed by cost auditor or by us in Form ADT -4 as prescribed under Rule 13 of Companies (Audit and Auditors) Rules, 2014 with the Central Government.
- (xi)(c) As represented to us by the management, there are no whistle blower complaints received by the Company during the year.
- (xii)(a) The Company is not a nidhi company as per the provisions of the Companies Act, 2013. Therefore, the requirement to report on clause 3(xii)(a) of the Order is not applicable to the Company.
- (xii)(b) The Company is not a nidhi company as per the provisions of the Companies Act, 2013. Therefore, the requirement to report on clause 3(xii)(b) of the Order is not applicable to the Company.
- (xii)(c) The Company is not a nidhi company as per the provisions of the Companies Act, 2013. Therefore, the requirement to report on clause 3(xii)(c) of the Order is not applicable to the Company.
- (xiii) Transactions with the related parties are in compliance with Sections 177 and 188 of Companies Act, 2013 where applicable and the details have been disclosed in the notes to the financial statements, as required by the applicable accounting standards.
- (xiv)(a) The Company does not have an internal audit system and is not required to have an internal audit system under the provisions of Section 138 of the Companies Act, 2013. Therefore, the requirement to report under clause 3(xiv)(a) of the Order is not applicable to the Company.
- (xiv)(b) The Company does not have an internal audit system and is not required to have an internal audit system under the provisions of Section 138 of the Companies Act, 2013. Therefore, the requirement to report under clause 3(xiv)(b) of the Order is not applicable to the Company.
- (xv) The Company has not entered into any non-cash transactions with its directors or persons connected with its directors and hence requirement to report on clause 3(xv) of the Order is not applicable to the Company.
- (xvi)(a) The provisions of Section 45-IA of the Reserve Bank of India Act, 1934 (2 of 1934) are not applicable to the Company. Accordingly, the requirement to report on clause (xvi)(a) of the Order is not applicable to the Company.
- (xvi)(b) The Company is not engaged in any Non-Banking Financial or Housing Finance activities. Accordingly, the requirement to report on clause (xvi)(b) of the Order is not applicable to the Company.
- (xvi)(c) The Company is not a Core Investment Company as defined in the regulations made by Reserve Bank of India. Accordingly, the requirement to report on clause 3(xvi)(c) of the Order is not applicable to the Company.
- (xvi)(d) There is no Core Investment Company as a part of the Group, hence, the requirement to report on clause 3(xvi)(d) of the Order is not applicable to the Company.
- (xvii) The Company has not incurred cash losses in the current financial year and in the immediately preceding financial year.
- (xviii) There has been no resignation of the statutory auditors during the year and accordingly requirement to report on Clause 3(xviii) of the Order is not applicable to the Company.





# **S.R. BATLIBOI & Co. LLP**

Chartered Accountants

- (xix) On the basis of the financial ratios disclosed in note 44 to the financial statements, ageing and expected dates of realization of financial assets and payment of financial liabilities, other information accompanying the financial statements, our knowledge of the Board of Directors and management plans and based on our examination of the evidence supporting the assumptions, nothing has come to our attention, which causes us to believe that any material uncertainty exists as on the date of the audit report that Company is not capable of meeting its liabilities existing at the date of balance sheet as and when they fall due within a period of one year from the balance sheet date. We, however, state that this is not an assurance as to the future viability of the Company. We further state that our reporting is based on the facts up to the date of the audit report and we neither give any guarantee nor any assurance that all liabilities falling due within a period of one year from the balance sheet date, will get discharged by the Company as and when they fall due.
- (xx)(a) In respect of other than ongoing projects, there are no unspent amounts that are required to be transferred to a fund specified in Schedule VII of the Companies Act (the Act), in compliance with second proviso to Sub-section 5 of Section 135 of the Act. This matter has been disclosed in note 31 to the financial statements.
- (xx)(b) There are no unspent amounts in respect of ongoing projects, that are required to be transferred to a special account in compliance of provision of Sub-section (6) of Section 135 of the Act. This matter has been disclosed in note 31 to the financial statements.

For **S.R. Batliboi & Co. LLP**  
Chartered Accountants

ICAI Firm Registration Number: 301003E/E300005



per **Amit Yadav**  
Partner  
Membership Number: 501753



UDIN: 24501753BKHICO7422

Place: New Delhi  
Date: May 23, 2024

**ANNEXURE 2 TO THE INDEPENDENT AUDITOR'S REPORT OF EVEN DATE ON THE FINANCIAL STATEMENTS OF LUMAX CORNAGLIA AUTO TECHNOLOGIES PRIVATE LIMITED**

**Report on the Internal Financial Controls under Clause (i) of Sub-section 3 of Section 143 of the Companies Act, 2013 ("the Act")**

We have audited the internal financial controls with reference to Ind AS financial statements of Lumax Cornaglia Auto Technologies Private Limited ("the Company") as of March 31, 2024, in conjunction with our audit of the Ind AS financial statements of the Company for the year ended on that date.

**Management's Responsibility for Internal Financial Controls**

The Company's Management is responsible for establishing and maintaining internal financial controls based on the internal control over financial reporting criteria established by the Company considering the essential components of internal control stated in the Guidance Note on Audit of Internal Financial Controls Over Financial Reporting issued by the Institute of Chartered Accountants of India ("ICAI"). These responsibilities include the design, implementation and maintenance of adequate internal financial controls that were operating effectively for ensuring the orderly and efficient conduct of its business, including adherence to the Company's policies, the safeguarding of its assets, the prevention and detection of frauds and errors, the accuracy and completeness of the accounting records, and the timely preparation of reliable financial information, as required under the Companies Act, 2013.

**Auditor's Responsibility**

Our responsibility is to express an opinion on the Company's internal financial controls with reference to these Ind AS financial statements based on our audit. We conducted our audit in accordance with the Guidance Note on Audit of Internal Financial Controls Over Financial Reporting (the "Guidance Note") and the Standards on Auditing, as specified under Section 143(10) of the Act, to the extent applicable to an audit of internal financial controls, both issued by ICAI. Those Standards and the Guidance Note require that we comply with ethical requirements and plan and perform the audit to obtain reasonable assurance about whether adequate internal financial controls with reference to these Ind AS financial statements was established and maintained and if such controls operated effectively in all material respects.

Our audit involves performing procedures to obtain audit evidence about the adequacy of the internal financial controls with reference to these Ind AS financial statements and their operating effectiveness. Our audit of internal financial controls with reference to Ind AS financial statements included obtaining an understanding of internal financial controls with reference to these Ind AS financial statements, assessing the risk that a material weakness exists, and testing and evaluating the design and operating effectiveness of internal control based on the assessed risk. The procedures selected depend on the auditor's judgement, including the assessment of the risks of material misstatement of the financial statements, whether due to fraud or error.

We believe that the audit evidence we have obtained is sufficient and appropriate to provide a basis for our audit opinion on the Company's internal financial controls with reference to these Ind AS financial statements.

**Meaning of Internal Financial Controls with Reference to Financial Statements**

A company's internal financial controls with reference to Ind AS financial statements is a process designed to provide reasonable assurance regarding the reliability of financial reporting and the preparation of financial statements for external purposes in accordance with generally accepted accounting principles. A company's internal financial controls with reference to Ind AS financial statements includes those policies and procedures that (1) pertain to the maintenance of records that, in reasonable detail, accurately and fairly reflect the transactions and dispositions of the assets of the company; (2) provide reasonable assurance that transactions are recorded as necessary to permit preparation of financial statements in accordance with generally accepted accounting principles, and that receipts and expenditures of the company are being made only in accordance with authorizations of management and directors of the company; and (3) provide reasonable assurance regarding prevention or timely detection of unauthorized acquisition, use, or disposition of the company's assets that could have a material effect on the financial statements.



# **S.R. BATLIBOI & Co. LLP**

Chartered Accountants

## **Inherent Limitations of Internal Financial Controls with Reference to Financial Statements**

Because of the inherent limitations of internal financial controls with reference to financial statements, including the possibility of collusion or improper management override of controls, material misstatements due to error or fraud may occur and not be detected. Also, projections of any evaluation of the internal financial controls with reference to financial statements to future periods are subject to the risk that the internal financial control with reference to financial statements may become inadequate because of changes in conditions, or that the degree of compliance with the policies or procedures may deteriorate.

### **Opinion**

In our opinion, the Company has, in all material respects, adequate internal financial controls with reference to financial statements and such internal financial controls with reference to financial statements were operating effectively as at March 31, 2024, based on the internal control over financial reporting criteria established by the Company considering the essential components of internal control stated in the Guidance Note issued by the ICAI.

For **S.R. Batliboi & Co. LLP**

Chartered Accountants

ICAI Firm Registration Number: 301003E/E300005



per **Amit Yadav**

Partner

Membership Number: 501753

UDIN: 24501753BKHICO7422



Place: New Delhi


Date: May 23, 2024

All amounts are presented in INR Lakhs, unless otherwise stated

	Notes	As at March 31, 2024	As at March 31, 2023
<b>ASSETS</b>			
<b>I Non-current assets</b>			
Property, plant and equipment	3 (a)	5,338.18	3,317.86
Capital work in progress	3 (b)	178.78	637.94
Intangible assets	4	25.02	17.44
Right-of-use assets	5	3,355.25	3,890.11
Income tax assets (net)	6	22.16	46.19
<b>Financial assets</b>			
- Other financial assets	8	241.35	154.87
Other non-current assets	9	6.99	69.44
<b>Total non-current assets</b>	<b>(I)</b>	<b>9,167.73</b>	<b>8,133.85</b>
<b>II Current assets</b>			
Inventories	10	1,273.30	1,556.47
<b>Financial assets</b>			
- Loans	7	0.93	2.46
- Trade receivables	11	1,470.86	1,935.40
- Cash and cash equivalents	12	524.22	485.69
- Other bank balances	13	1,100.00	200.00
- Other financial assets	8	73.02	67.25
Other current assets	9	352.70	201.45
<b>Total current assets</b>	<b>(II)</b>	<b>4,795.03</b>	<b>4,448.72</b>
<b>Total Assets</b>	<b>(I+II)</b>	<b>13,962.76</b>	<b>12,582.57</b>
<b>EQUITY AND LIABILITIES</b>			
<b>I Equity</b>			
Equity share capital	14	683.76	683.76
Other equity	15	6,604.03	5,335.30
<b>Total equity</b>	<b>(I)</b>	<b>7,287.79</b>	<b>6,019.06</b>
<b>Liabilities</b>			
<b>II Non-current liabilities</b>			
- Borrowings	16	14.46	89.84
- Lease liability	17	3,231.21	3,590.04
Deferred tax liabilities (net)	22	216.64	228.41
<b>Total non-current liabilities</b>	<b>(II)</b>	<b>3,462.31</b>	<b>3,908.29</b>
<b>III Current liabilities</b>			
<b>Financial liabilities</b>			
- Borrowings	16	85.47	191.84
- Lease liability	17	248.43	262.65
- Trade payables	20		
- total outstanding dues of micro and small enterprises		86.98	92.65
- total outstanding dues of creditors other than micro and small enterprises		2,057.37	1,569.84
- Other financial liabilities	21	445.13	164.79
Employee benefit liabilities	18	52.62	50.76
Other current liabilities	19	236.66	322.69
<b>Total current liabilities</b>	<b>(III)</b>	<b>3,212.66</b>	<b>2,655.22</b>
<b>Total liabilities</b>	<b>(II+III)</b>	<b>6,674.97</b>	<b>6,563.51</b>
<b>Total Equity and Liabilities</b>	<b>(I+II+III)</b>	<b>13,962.76</b>	<b>12,582.57</b>


Summary of material accounting policies 2.2  
The accompanying notes form an integral part of these financial statements

As per our report of even date  
**S.R. Batliboi & Co. LLP**  
Chartered Accountants  
ICAI Firm Registration No.: 301003E/E300005

  
**Amit Yadav**  
Partner  
Membership No. 501753



For and on behalf of the Board of Directors of  
**Lumax Cornaglia Auto Technologies Private Limited**  
CIN - U31908DL2007PTC164757

  
**Deepak Jain**  
Chairman  
DIN: 00004972

  
**Vikas Marwah**  
Director  
DIN: 08705643



Place : New Delhi  
Date : May 23, 2024

Place : Gurugram  
Date : May 23, 2024

All amounts are presented in INR Lakhs, unless otherwise stated

	Notes	For the Year Ended March 31, 2024	For the Year Ended March 31, 2023
<b>Income</b>			
I Revenue from contracts with customers	23	15,732.81	13,481.21
II Other income	24	85.86	46.61
<b>III Total income (I+II)</b>		<b>15,818.67</b>	<b>13,527.82</b>
<b>Expenses</b>			
Cost of raw materials and components consumed	25	8,968.38	7,536.68
Cost of moulds consumed	26	648.61	625.61
(Increase) in inventories of finished goods and work-in-progress	27	(59.76)	(82.82)
Employee benefits expense	28	1,369.72	1,118.95
Finance costs	29	295.75	110.17
Depreciation and amortisation expense	30	850.91	564.20
Other expenses	31	2,042.86	1,725.39
<b>IV Total expenses</b>		<b>14,116.47</b>	<b>11,598.18</b>
<b>V Profit before tax (III-IV)</b>		<b>1,702.20</b>	<b>1,929.64</b>
<b>Tax expense:</b>			
Current tax	22	447.91	491.00
Adjustment of tax relating to earlier years	22	0.19	(3.65)
Deferred tax	22	(12.48)	(0.05)
<b>VI Total tax expense</b>		<b>435.62</b>	<b>487.30</b>
<b>VII Profit for the year (V-VI)</b>		<b>1,266.58</b>	<b>1,442.34</b>
<b>Other comprehensive income</b>			
<b>Other comprehensive income not to be reclassified to profit or loss in subsequent periods</b>			
Re-measurement gains on defined benefit plans	32	2.87	3.62
Income tax effect	32	(0.72)	(0.91)
<b>VIII Other comprehensive income for the year, net of tax</b>		<b>2.15</b>	<b>2.71</b>
<b>IX Total comprehensive income for the year (VII+VIII)</b>		<b>1,268.73</b>	<b>1,445.05</b>
<b>X Earnings per share (per share of face value INR 10 each) :</b>			
- Basic and diluted (in INR)	33	18.52	21.09

Summary of material accounting policies

The accompanying notes form an integral part of these financial statements

As per our report of even date

**S.R. Batliboi & Co. LLP**

Chartered Accountants

ICAI Firm Registration No.: 301003E/E300005



**Amit Yadav**  
Partner

Membership No. 501753

For and on behalf of the Board of Directors of  
**Lumax Cornaglia Auto Technologies Private Limited**  
CIN - U31908DL2007PTC164757



**Deepak Jain**  
Chairman  
DIN: 00004972



**Vikas Marwah**  
Director  
DIN: 08705643

Place : New Delhi  
Date : May 23, 2024

Place : Gurugram  
Date : May 23, 2024



	For the Year Ended March 31, 2024	For the Year Ended March 31, 2023
<b>Cash Flow from Operating Activities</b>		
Profit before tax	1,702.20	1,929.64
<b>Adjustment to reconcile profit before tax to net cash flows</b>		
Depreciation and amortisation expense	850.91	564.20
Liabilities no longer required, written back	(10.94)	-
Net foreign exchange differences (unrealized)	4.07	(1.53)
Interest income	(45.57)	(30.84)
Interest expenses	295.75	110.17
<b>Operating profit before working capital changes</b>	<b>2,796.42</b>	<b>2,571.64</b>
<b>Movements in working capital :</b>		
Decrease/(increase) in trade receivables	457.64	(433.77)
Increase in loans and other financial assets	(81.89)	(235.06)
(Increase)/decrease in other assets	(151.25)	200.23
Decrease/(increase) in inventories	283.17	(365.13)
Increase in trade payables	495.62	127.87
Decrease in other current liabilities, employee benefit liabilities and financial liability	(79.07)	(98.09)
<b>Cash generated from operations</b>	<b>3,720.64</b>	<b>1,767.69</b>
Income taxes paid	(424.07)	(560.32)
<b>Net cash flows from operating activities (A)</b>	<b>3,296.57</b>	<b>1,207.37</b>
<b>Cash Flow from Investing Activities</b>		
Purchase of property, plant and equipment (including capital work in progress, intangible assets and capital advances)	(1,604.53)	(1,296.44)
Payment in respect of right of use assets registration charges	(37.24)	-
Proceed from maturity of bank deposit (net)	(900.00)	-
Interest received	36.74	30.11
<b>Net cash flows used in investing activities (B)</b>	<b>(2,505.03)</b>	<b>(1,266.33)</b>
<b>Cash Flow from Financing Activities</b>		
Repayment of long term borrowings	(153.41)	(123.00)
Proceeds of long term borrowings	12.30	-
Proceeds/(repayment) of short term borrowings (net)	(40.64)	40.64
Interest paid	(296.28)	(110.92)
Payment of principal portion of lease liabilities	(274.98)	(227.45)
<b>Net cash flows used in financing activities (C)</b>	<b>(753.01)</b>	<b>(420.73)</b>
<b>Net Increase/(decrease) in cash and cash equivalents (A + B + C)</b>	<b>38.53</b>	<b>(479.69)</b>
Cash and cash equivalents at the beginning of the year	485.69	965.38
<b>Cash and cash equivalents at the end of the year</b>	<b>524.22</b>	<b>485.69</b>
<b>Non-cash investing activities</b>		
Acquisition of Right-of-use assets	37.34	3,832.61
<b>Components of cash and cash equivalents</b>		
Cash on hand	-	0.12
Balance with banks		
- On current accounts	524.22	10.57
- On deposits with original maturity of three months or less	-	475.00
<b>Total cash and cash equivalents (refer note 12)</b>	<b>524.22</b>	<b>485.69</b>

Refer note 12B for changes in liabilities arising from financing activities

Summary of material accounting policies (refer note 2.2)

The accompanying notes form an integral part of these financial statements

As per our report of even date

**S.R. Batliboi & Co. LLP**

Chartered Accountants

ICAI Firm Registration No.: 301003E/E300005

  
Amit Yadav  
Partner

Membership No. 501753



For and on behalf of the Board of Directors of  
**Lumax Cornaglia Auto Technologies Private Limited**  
CIN - U31908DL2007PTC164757

  
Deepak Jain  
Chairman  
DIN: 00004972

  
Vikas Marwah  
Director  
DIN: 08705643



Lumax Cornaglia Auto Technologies Private Limited  
 Statement of Changes in equity for the year ended March 31, 2024  
 CIN - U31908DL2007PTC164757

All amounts are presented in INR Lakhs, unless otherwise stated

	Equity Share Capital (1)	Other Equity			Total Equity (1+2)
		Retained Earnings	Securities Premium	Total Reserves and Surplus (2)	
As at April 01, 2022	683.76	2,892.49	997.76	3,890.25	4,574.01
Add: Profit for the year	-	1,442.34	-	1,442.34	1,442.34
Add: Other comprehensive income	-	2.71	-	2.71	2.71
As at March 31, 2023	683.76	4,337.54	997.76	5,335.30	6,019.06
Add: Profit for the year	-	1,266.58	-	1,266.58	1,266.58
Add: Other comprehensive income	-	2.15	-	2.15	2.15
As at March 31, 2024	683.76	5,606.27	997.76	6,604.03	7,287.79

Summary of material accounting policies (refer note 2.2)

The accompanying notes form an integral part of these financial statements

As per our report of even date

**S.R. Batliboi & Co. LLP**

Chartered Accountants

ICAI Firm Registration No.: 301003E/E300005



**Armit Yadav**

Partner

Membership No. 501753


For and on behalf of the Board of Directors of  
**Lumax Cornaglia Auto Technologies Private Limited**  
 CIN - U31908DL2007PTC164757



**Deepak Jain**

Chairman

DIN: 00004972



**Vikas Marwah**

Director

DIN: 08705643

Place : New Delhi  
 Date : May 23, 2024

Place : Gurugram  
 Date : May 23, 2024



**1. Corporate information**

Lumax Cornaglia Auto Technologies Private Limited is a private limited company incorporated on June 14, 2014. The Company is primarily engaged in the business of manufacturing and supply of Air Intake Systems (AIS), Urea tank and plastic granules for automobiles. It is a subsidiary company of Lumax Auto Technologies Limited. The registered office of the Company is 2<sup>nd</sup> Floor, Harbans Bhawan-II, Commercial Complex, Nangal Raya, New Delhi - 110046, India.

The financial statements were authorised for issue in accordance with a resolution of the directors on May 23, 2024.

**2 Material accounting policies**

**2.1 Basis of Preparation**

The financial statements of the Company have been prepared in accordance with Indian Accounting Standards (Ind AS) notified under the Companies (Indian Accounting Standards) Rules, 2015 (as amended from time to time) and presentation requirements of Division II of Schedule III to the Companies Act, 2013, (Ind AS compliant Schedule III), as applicable to the financial statements.

The financial statements have been prepared on a historical cost basis.

The Company has prepared the financial statements on the basis that it will continue to operate as a going concern.

The financial statements are presented in Indian Rupees (INR) and all values are rounded to the nearest lakhs (INR 00,000), except wherever otherwise stated.

**2.2 Summary of material accounting policies**

**A. Current versus non-current classification**

The operating cycle is the time between the acquisition of assets for processing and their realisation in cash and cash equivalents. The Company has identified twelve months as its operating cycle for determining current and non-current classification of assets and liabilities in the balance sheet.

**B. Foreign currencies**

**Functional and presentational currency**

The Company's financial statements are presented in Indian Rupees (INR) which is also the Company's functional currency. Functional currency is the currency of the primary economic environment in which a company operates and is normally the currency in which the Company primarily generates and expends cash. All amounts have been rounded-off to the nearest lakhs and two decimals thereof, unless otherwise stated.

**Transactions and balances**

Transactions in foreign currencies are initially recorded by the Company at the functional currency spot rates at the date the transaction first qualifies for recognition.

Monetary assets and liabilities denominated in foreign currencies are translated at the functional currency spot rates of exchange at the reporting date. Exchange differences arising on settlement or translation of monetary items are recognised in statement of profit and loss.

Non-monetary items that are measured in terms of historical cost in a foreign currency are translated using the exchange rates at the dates of the initial transactions. Non-monetary items measured at fair value in a foreign currency are translated using the exchange rates at the date when the fair value is determined. The gain or loss arising on translation of non-monetary items measured at fair value is treated in line with the recognition of the gain or loss on the change in fair value of the item (i.e., translation differences on items whose fair value gain or loss is recognised in OCI or statement of profit or loss are also recognised in OCI or statement of profit or loss, respectively).





In determining the spot exchange rate to use on initial recognition of the related asset, expense or income (or part of it) on the derecognition of a non-monetary asset or non-monetary liability relating to advance consideration, the date of the transaction is the date on which the Company initially recognises the non-monetary asset or non-monetary liability arising from the advance consideration. If there are multiple payments or receipts in advance, the Company determines the transaction date for each payment or receipt of advance consideration.

**C. Property, plant and equipment**

Capital work in progress is stated at cost, net of accumulated impairment loss, if any. Property, plant and equipment is stated at cost, net of accumulated depreciation and accumulated impairment losses, if any. Such cost includes the cost of replacing part of the plant and equipment. When significant parts of property, plant and equipment are required to be replaced at intervals, the Company depreciates them separately based on their specific useful lives. Likewise, when a major inspection is performed, its cost is recognized in the carrying amount of the property, plant and equipment as a replacement if the recognition criteria are satisfied. All other repair and maintenance costs are recognized in profit or loss as incurred.

Items of stores and spares that meet the definition of plant, property and equipment are capitalized at cost and depreciated over their useful life. Otherwise, such items are classified as inventories.

An item of property, plant and equipment and any significant part initially recognised is derecognised upon disposal or when no future economic benefits are expected from its use or disposal. Any gain or loss arising on derecognition of the asset (calculated as the difference between the net disposal proceeds and the carrying amount of the asset) is included in the statement of profit and loss when the asset is derecognised.

**Depreciation on property, plant and equipment**

Depreciation is calculated on a straight-line basis over the estimated useful lives as prescribed in Schedule II to the Companies Act, 2013 or as estimated by the management based on technical assessment. The Company has used the following useful lives to provide depreciation on its property, plant and equipment:

Particulars	Useful lives as per Schedule II	Useful lives estimated by the management (in years)
Computers	3	3
Office equipment	5	5
Furniture and fixtures	10	10
Plant and equipment	15	9-21 years
Vehicles	8	5

The Company, based on management estimate, depreciates certain items of plant and equipment and vehicles over estimated useful lives which are different from the useful life prescribed in Schedule II to the Companies Act, 2013. The management believes that these estimated useful lives are realistic and reflect fair approximation of the period over which the assets are likely to be used.

Leasehold improvement is amortised on a straight-line basis over the period of lease term.

The residual value of property, plant and equipment is considered at 2%.

The residual values, useful lives and methods of depreciation of property, plant and equipment are reviewed at the end of each financial year and adjusted prospectively, if appropriate. In particular, the Company considers the impact of health, safety and environment legislation in its assessment of expected useful lives and estimated residual values.

**D. Intangible assets**

**Recognition and measurement**

Intangible assets acquired separately are measured on initial recognition at cost. Following initial recognition, intangible assets are carried at cost less accumulated amortization and impairment loss, if any. Internally generated intangible



assets, excluding capitalized development costs, are not capitalized and expenditure is reflected in the statement of profit or loss in the year in which the expenditure is incurred.

The useful life of intangible assets are assessed as finite.

Intangible assets with finite lives are amortized over the useful economic life and assessed for impairment whenever there is an indication that the intangible assets may be impaired. The amortization period and amortization method of the intangible asset with a useful finite life are reviewed at least at the end of each reporting period. Changes in the expected useful life or the expected pattern of consumption of future economic benefits embodied in the assets are considered to modify the amortization period or method, as appropriate, and are treated as changes in accounting estimates. The amortization expense on intangible assets with finite lives is recognized in the statement of profit or loss unless such expenditure forms part of carrying value of another assets.

Intangible Assets	Estimated Useful Life (Years)
Computer Software	Over the estimated economic useful lives of 4 years

Intangible assets are amortised on a straight-line basis over the estimated useful economic life. Amortisation method, useful life and residual values are reviewed at the end of each financial year and adjusted if appropriate.

An intangible asset is derecognised upon disposal (i.e., at the date the recipient obtains control) or when no future economic benefits are expected from its use or disposal. Any gain or loss arising upon de-recognition of an intangible asset are measured as the difference between the net disposal proceeds and the carrying amount of the asset and are recognized in the statement of profit and loss when the asset is derecognized.

**E. Borrowing Costs**

Borrowing costs directly attributable to the acquisition, construction or production of an asset that necessarily takes a substantial period of time to get ready for its intended use or sale are capitalised as part of the cost of the asset. All other borrowing costs are expensed in the period in which they occur. Borrowing costs consist of interest and other costs that an entity incurs in connection with the borrowing of funds. Borrowing cost also includes exchange differences to the extent regarded as an adjustment to the borrowing costs.

**F. Leases**

The Company assesses at contract inception whether a contract is, or contains, a lease. That is, if the contract conveys the right to control the use of an identified asset for a period of time in exchange for consideration.

Company as a lessee

The Company applies a single recognition and measurement approach for all leases, except for short-term leases and leases of low-value assets. The Company recognises lease liabilities to make lease payments and right-of-use assets representing the right to use the underlying assets.

**i. Right-of-use assets**

The Company recognises right-of-use assets at the commencement date of the lease (i.e., the date the underlying asset is available for use). Right-of-use assets are measured at cost, less any accumulated depreciation and impairment losses, and adjusted for any remeasurement of lease liabilities. The cost of right-of-use assets includes the amount of lease liabilities recognised, initial direct costs incurred, and lease payments made at or before the commencement date less any lease incentives received. Right-of-use assets are depreciated on a straight-line basis over the shorter of the lease term and the estimated useful lives of the asset, as follows:

Building:	2-5 Years
Solar Power Plant:	15 Years

If ownership of the leased asset transfers to the Company at the end of the lease term or the cost reflects the exercise of a purchase option, depreciation is calculated using the estimated useful life of the asset.



The right-of-use assets are also subject to impairment. Refer to the accounting policies in section Impairment of non-financial assets.

ii. Lease liabilities

At the commencement date of the lease, the Company recognises lease liabilities measured at the present value of lease payments to be made over the lease term. The lease payments include fixed payments (including in substance fixed payments) less any lease incentives receivable, variable lease payments that depend on an index or a rate, and amounts expected to be paid under residual value guarantees. The lease payments also include the exercise price of a purchase option reasonably certain to be exercised by the Company and payments of penalties for terminating the lease, if the lease term reflects the Company exercising the option to terminate. Variable lease payments that do not depend on an index or a rate are recognised as expenses (unless they are incurred to produce inventories) in the period in which the event or condition that triggers the payment occurs.

In calculating the present value of lease payments, the Company uses its incremental borrowing rate at the lease commencement date because the interest rate implicit in the lease is not readily determinable. After the commencement date, the amount of lease liabilities is increased to reflect the accretion of interest and reduced for the lease payments made. In addition, the carrying amount of lease liabilities is remeasured if there is a modification, a change in the lease term, a change in the lease payments (e.g., changes to future payments resulting from a change in an index or rate used to determine such lease payments) or a change in the assessment of an option to purchase the underlying asset.

iii. Short-term leases and leases of low-value assets

The Company applies the short-term lease recognition exemption to its short-term leases (i.e., those leases that have a lease term of 12 months or less from the commencement date and do not contain a purchase option). It also applies the lease of low-value assets recognition exemption to leases of office equipment that are considered to be low value. Lease payments on short-term leases and leases of low-value assets are recognised as expense on a straight-line basis over the lease term.

G. Inventories

Inventories are valued at the lower of cost and net realisable value.

Costs incurred in bringing each product to its present location and condition are accounted as follows:

- **Raw materials, components, stores and spares:** Cost includes cost of purchase and other costs incurred in bringing the inventories to their present location and condition. Cost is determined on weighted moving average basis.
- **Work-in-progress and finished goods:** Cost includes cost of direct materials and labour and a proportion of manufacturing overheads based on the normal operating capacity but excluding borrowing costs. Cost is determined on weighted moving average basis.
- **Moulds:** Cost includes cost of purchase and other costs incurred in bringing the moulds to its present location and condition. Cost is determined on moving weighted average basis.

Stores and spares which do not meet the definition of property, plant and equipment are accounted as inventories.

Net realisable value is the estimated selling price in the ordinary course of business, less the estimated costs of completion and the estimated costs necessary to make the sale.

H. Impairment of non-financial assets

The Company assesses at each reporting date whether there is an indication that an asset may be impaired. If any indication exists, or when annual impairment testing for an asset is required, the Company estimates the asset's recoverable amount. An asset's recoverable amount is the higher of an asset's or cash-generating units' (CGU) fair value less costs of disposal and its value in use. The recoverable amount is determined for an individual asset, unless the asset does not generate cash inflows that are largely independent of those from other assets or groups of assets. Where the carrying amount of an asset or CGU exceeds its recoverable amount, the asset is considered impaired and is written down to its recoverable amount.



In assessing value in use, the estimated future cash flows are discounted to their present value using a pre-tax discount rate that reflects current market assessments of the time value of money and the risks specific to the asset. In determining fair value less costs of disposal, recent market transactions are taken into account, if available. If no such transactions can be identified, an appropriate valuation model is used. These calculations are corroborated by valuation multiples, quoted share prices for publicly traded companies or other available fair value indicators.

The Company bases its impairment calculation on detailed budgets and forecast calculations, which are prepared separately for each of the Company's CGUs to which the individual assets are allocated. These budgets and forecast calculations generally cover a period of five years. For longer periods, a long-term growth rate is calculated and applied to project future cash flows after the fifth year. To estimate cash flow projections beyond periods covered by the most recent budgets/forecasts, the Company extrapolates cash flow projections in the budget using a steady or declining growth rate for subsequent years, unless an increasing rate can be justified. In any case, this growth rate does not exceed the long-term average growth rate for the products, industries, or country or countries in which the Company operates, or for the market in which the asset is used.

Impairment losses of non-financial assets, including impairment on inventories, are recognised in the statement of profit and loss, except for properties previously revalued with the revaluation surplus taken to OCI. For such properties, the impairment is recognised in OCI up to the amount of any previous revaluation surplus.

For assets excluding goodwill, an assessment is made at each reporting date to determine whether there is an indication that previously recognised impairment losses no longer exist or have decreased. If such indication exists, the Company estimates the asset's or CGU's recoverable amount. A previously recognised impairment loss is reversed only if there has been a change in the assumptions used to determine the asset's recoverable amount since the last impairment loss was recognised. The reversal is limited so that the carrying amount of the asset does not exceed its recoverable amount, nor exceed the carrying amount that would have been determined, net of depreciation, had no impairment loss been recognised for the asset in prior years. Such reversal is recognised in the statement of profit and loss unless the asset is carried at a revalued amount, in which case, the reversal is treated as a revaluation increase.

Intangible assets with indefinite useful lives are tested for impairment annually at the CGU level, as appropriate, and when circumstances indicate that the carrying value may be impaired.

**I. Revenue from contracts with customers**

Revenue from contracts with customers is recognized when control of the goods or services are transferred to the customer at an amount that reflects the consideration to which the Company expects to be entitled in exchange for those goods or services. The Company has generally concluded that it is the principal in its revenue arrangements, because it typically controls the goods before transferring them to the customer.

**(i) Sale of products**

Revenue from sale of products is recognized at the point in time when control of the asset is transferred to the customer, generally on delivery of the product. The normal credit term is 30 to 90 days upon delivery.

**(ii) Sale of service**

Revenue from sale of service is recognised in accordance with the terms of contract when the services are rendered and the related costs are incurred.

**(iii) Trade receivables**

A receivable is recognised if an amount of consideration that is unconditional (i.e., only the passage of time is required before payment of the consideration is due). Refer to accounting policies of financial assets in section "financial instruments - initial recognition and subsequent measurement".

**(iv) Interest Income**

Interest income is accrued on a time basis, by reference to the principal outstanding and recorded using the Effective Interest Rate (EIR). EIR is the rate that exactly discounts the estimated future cash receipts over the expected life of the financial instrument or a shorter period, where appropriate, to the gross carrying amount of the financial asset. When calculating the EIR, the Company estimates the estimated cash flows by considering all the contractual terms of the financial instrument but does not consider the expected credit losses.



**J. Retirement and other employee benefits**

Retirement benefit in the form of provident fund is a defined contribution scheme. The Company recognizes contribution payable to the provident fund scheme as an expense, when an employee renders the related service.

The Company operates a defined benefit gratuity plan in India, which requires contributions to be made to a separately administered fund by Life Corporation of India (LIC). The cost of providing benefits under the defined benefit plan is determined using the projected unit credit method.

Remeasurements, comprising of actuarial gains and losses, the effect of the asset ceiling, excluding amounts included in net interest on the net defined benefit obligation liability and the return on plan assets (excluding amounts included in net interest on the net defined benefit obligation liability), are recognised immediately in the balance sheet with a corresponding debit or credit to retained earnings through OCI in the period in which they occur. Remeasurements are not reclassified to profit or loss in subsequent periods.

Past service costs are recognised in profit or loss on the earlier of:

- The date of the plan amendment or curtailment, and
- The date that the Company recognises related restructuring costs.

Net interest is calculated by applying the discount rate to the net defined benefit liability or asset. The Company recognises the following changes in the net defined benefit obligation as an expense in the statement of profit and loss:

- Service costs comprising current service costs, past-service costs, gains and losses on curtailments and non-routine settlements; and
- Net interest expense or income

Accumulated leave, which is expected to be utilized within the next 12 months, is treated as short-term employee benefit. The Company measures the expected cost of such absences as the additional amount that it expects to pay as a result of the unused entitlement that has accumulated at the reporting date. The Company recognizes expected cost of short-term employee benefit as an expense, when an employee renders the related service.

**K. Provisions and contingent liability**

**General**

Provisions are recognized when the Company has a present obligation (legal or constructive) as a result of past event, it is probable that an outflow of resources embodying economic benefits will be required to settle the obligation and a reliable estimate can be made of the amount of the obligation. When the Company expects some or all of a provision to be reimbursed, the reimbursement is recognised as a separate asset, but only when the reimbursement is virtually certain. The expense relating to a provision is presented in the statement of profit and loss net of any reimbursement.

If the effect of the time value of money is material, provisions are discounted using a current pre-tax rate that reflects, when appropriate, the risks specific to the liability. When discounting is used, the increase in the provision due to the passage of time is recognised as a finance cost.

**Contingent liability**

Contingent liability is:

- a) a possible obligation arising from past events and whose existence will be confirmed only by the occurrence or non-occurrence of one or more uncertain future events not wholly within the control of the entity; or
- b) a present obligation that arises from past events but is not recognized because:
  - it is not probable that an outflow of resources embodying economic benefits will be required to settle the obligation; or

the amount of the obligation cannot be measured with sufficient reliability.

**L. Taxes**



Income tax comprises current and deferred tax.

**Current income tax**

Current income tax assets and liabilities are measured at the amount expected to be recovered from or paid to the taxation authorities. The tax rates and tax laws used to compute the amount are those that are enacted or substantively enacted, at the reporting date.

Current income tax relating to items recognised outside profit or loss is recognised outside profit or loss (either in Ind AS other comprehensive income or in equity). Current tax items are recognised in correlation to the underlying transaction either in OCI or directly in equity. Management periodically evaluates positions taken in the tax returns with respect to situations in which applicable tax regulations are subject to interpretation and considers whether it is probable that a taxation authority will accept an uncertain tax treatment. The Company shall reflect the effect of uncertainty for each uncertain tax treatment by using either most likely method or expected value method, depending on which method predicts better resolution of the treatment.

**Deferred tax**

Deferred tax is provided using the liability method on temporary differences between the tax bases of assets and liabilities and their carrying amounts for financial reporting purposes at the reporting date.

Deferred tax liabilities are recognised for all taxable temporary differences.

Deferred tax assets are recognised for all deductible temporary differences, the carry forward of unused tax credits and any unused tax losses. Deferred tax assets are recognised to the extent that it is probable that taxable profit will be available against which the deductible temporary differences, and the carry forward of unused tax credits and unused tax losses can be utilised.

The carrying amount of deferred tax assets is reviewed at each reporting date and reduced to the extent that it is no longer probable that sufficient taxable profit will be available to allow all or part of the deferred tax asset to be utilised. Unrecognised deferred tax assets are re-assessed at each reporting date and are recognised to the extent that it has become probable that future taxable profits will allow the deferred tax asset to be recovered.

Deferred tax assets and liabilities are measured at the tax rates that are expected to apply in the year when the asset is realised or the liability is settled, based on tax rates (and tax laws) that have been enacted or substantively enacted at the reporting date.

Deferred tax relating to items recognised outside statement of profit or loss is recognised outside statement of profit or loss (either in other comprehensive income or in equity). Deferred tax items are recognised in correlation to the underlying transaction either in OCI or directly in equity.

Deferred tax assets and deferred tax liabilities are offset if a legally enforceable right exists to set off current tax assets against current tax liabilities and the deferred taxes relate to the same taxable entity and the same taxation authority.

**M. Cash and cash equivalents**

Cash and cash equivalent in the balance sheet comprise cash at banks, cash on hand and short-term deposits with an original maturity of three months or less, which are subject to an insignificant risk of changes in value.

**N. Earnings per share (EPS)**

Basic EPS is calculated by dividing the net profit or loss for the year attributable to the equity shareholders of the Company by the weighted average number of equity shares outstanding during the period.

For the purpose of calculating diluted earnings per share, the net profit or loss for the period attributable to equity shareholders of the Company and the weighted average number of shares outstanding during the period are adjusted for the effects of all dilutive potential equity shares.



**O. Fair value measurement**

Fair value is the price that would be received to sell an asset or paid to transfer a liability in an orderly transaction between market participants at the measurement date. The fair value measurement is based on the presumption that the transaction to sell the asset or transfer the liability takes place either:

- (a) In the principal market for the asset or liability, or
- (b) In the absence of a principal market, in the most advantageous market for the asset or liability

The principal or the most advantageous market must be accessible by the Company.

The fair value of an asset or a liability is measured using the assumptions that market participants would use when pricing the asset or liability, assuming that market participants act in their economic best interest.

A fair value measurement of a non-financial asset takes into account a market participant's ability to generate economic benefits by using the asset in its highest and best use or by selling it to another market participant that would use the asset in its highest and best use.

The Company uses valuation techniques that are appropriate in the circumstances and for which sufficient data are available to measure fair value, maximising the use of relevant observable inputs and minimising the use of unobservable inputs.

All assets and liabilities for which fair value is measured or disclosed in the financial statements are categorised within the fair value hierarchy, described as follows, based on the lowest level input that is significant to the fair value measurement as a whole:

Level 1 — Quoted (unadjusted) market prices in active markets for identical assets or liabilities

Level 2 — Valuation techniques for which the lowest level input that is significant to the fair value measurement is directly or indirectly observable.

Level 3 — Valuation techniques for which the lowest level input that is significant to the fair value measurement is unobservable.

For assets and liabilities that are recognised in the financial statements on a recurring basis, the Company determines whether transfers have occurred between levels in the hierarchy by re-assessing categorisation (based on the lowest level input that is significant to the fair value measurement as a whole) at the end of each reporting period.

At each reporting date, the management analyses the movements in the values of assets and liabilities which are required to be re-measured or re-assessed as per the Company's accounting policies. For this analysis, the management verifies the major inputs applied in the latest valuation by agreeing the information in the valuation computation to contracts and other relevant documents, if any.

The management also compares the change in the fair value of each asset and liability with relevant external sources to determine whether the change is reasonable.

For the purpose of fair value disclosures, the Company has determined classes of assets and liabilities on the basis of the nature, characteristics and risks of the asset or liability and the level of the fair value hierarchy as explained above.

This note summarises accounting policy for fair value. Other fair value related disclosures are given in the relevant notes.

- Quantitative disclosure of fair value measurement hierarchy
- Financial instruments (including those carried at amortised cost)

**P. Financial instruments**

A financial instrument is a contract that gives rise to a financial asset for one entity and a financial liability or equity instrument for another entity.

**Financial Assets**



#### **Initial recognition and measurement**

Financial assets are classified, at initial recognition, as subsequently measured at amortised cost, fair value through other comprehensive income (OCI), and fair value through profit or loss.

The classification of financial assets at initial recognition depends on the financial asset's contractual cash flow characteristics and the Company's business model for managing them. With the exception of trade receivables that do not contain a significant financing component or for which the Company has applied the practical expedient, the Company initially measures a financial asset at its fair value plus, in the case of a financial asset not at fair value through profit or loss, transaction costs.

Trade receivables that do not contain a significant financing component or for which the Company has applied the practical expedient are measured at the transaction price determined under Ind AS 115. Refer to the accounting policies in section "Revenue from contracts with customers".

In order for a financial asset to be classified and measured at amortised cost or fair value through OCI, it needs to give rise to cash flows that are 'solely payments of principal and interest (SPPI)' on the principal amount outstanding. This assessment is referred to as the SPPI test and is performed at an instrument level. Financial assets with cash flows that are not SPPI are classified and measured at fair value through profit or loss, irrespective of the business model.

The Company's business model for managing financial assets refers to how it manages its financial assets in order to generate cash flows. The business model determines whether cash flows will result from collecting contractual cash flows, selling the financial assets, or both. Financial assets classified and measured at amortised cost are held within a business model with the objective to hold financial assets in order to collect contractual cash flows while financial assets classified and measured at fair value through OCI are held within a business model with the objective of both holding to collect contractual cash flows and selling.

Purchases or sales of financial assets that require delivery of assets within a time frame established by regulation or convention in the marketplace (regular way trades) are recognised on the trade date, i.e., the date that the Company commits to purchase or sell the asset.

#### **Subsequent measurement**

For purposes of subsequent measurement, financial assets are classified in following categories:

- a) Financial assets at amortised cost (debt instruments)
- b) Financial assets at fair value through other comprehensive income (FVTOCI) with recycling of cumulative gains and losses (debt instruments)
- c) Financial assets designated at fair value through OCI with no recycling of cumulative gains and losses upon derecognition (equity instruments)
- d) Financial assets at fair value through profit or loss

##### **a) Financial assets at amortised cost**

A financial asset is measured at the amortised cost if both the following conditions are met:

- (i) The asset is held within a business model whose objective is to hold assets for collecting contractual cash flows; and
- (ii) Contractual terms of the asset give rise on specified dates to cash flows that are solely payments of principal and interest (SPPI) on the principal amount outstanding.

After initial measurement, such financial assets are subsequently measured at amortised cost using the effective interest rate (EIR) method. Amortised cost is calculated by taking into account any discount or premium on acquisition and fees or costs that are an integral part of the EIR. The accretion of EIR is recorded as an income or expense in statement of profit and loss. The losses arising from impairment are recognised in the statement of profit and loss. This category generally applies to trade and other receivables.





**b) Financial assets at FVTOCI (debt instruments)**

A 'financial asset' is classified as at the FVTOCI if both of the following criteria are met:

- (i) Financial assets at fair value through other comprehensive income (FVTOCI) with recycling of cumulative gains and losses (debt instruments)
- (ii) The asset's contractual cash flows represent SPPI.

Debt instruments included within the FVTOCI category are measured initially as well as at each reporting date at fair value. For debt instruments, at fair value through OCI, interest income, foreign exchange revaluation and impairment losses or reversals are recognised in the profit or loss and computed in the same manner as for financial assets measured at amortised cost. The remaining fair value changes are recognised in OCI. Upon derecognition, the cumulative fair value changes recognised in OCI is reclassified from the equity to profit or loss.

**c) Financial assets at fair value through profit or loss**

Financial assets at fair value through profit or loss are carried in the balance sheet at fair value with net changes in fair value recognised in the statement of profit or loss.

**De-recognition**

A financial asset (or, where applicable, a part of a financial asset) is primarily derecognised (i.e. removed from the Company's Balance Sheet) when:

- (i) The rights to receive cash flows from the asset has expired, or
- (ii) The Company has transferred its rights to receive cash flows from the asset or has assumed an obligation to pay the received cash flows in full without material delay to a third party under a 'pass-through' arrangement and either (a) the Company has transferred substantially all the risks and rewards of the asset, or (b) the Company has neither transferred nor retained substantially all the risks and rewards of the asset, but has transferred control of the asset.

When the Company has transferred its rights to receive cash flows from an asset or has entered into a pass-through arrangement, it evaluates if and to what extent it has retained the risks and rewards of ownership. When it has neither transferred nor retained substantially all of the risks and rewards of the asset, nor transferred control of the asset, the Company continues to recognise the transferred asset to the extent of the Company's continuing involvement. In that case, the Company also recognises an associated liability. The transferred asset and the associated liability are measured on a basis that reflects the rights and obligations that the Company has retained.

Continuing involvement that takes the form of a guarantee over the transferred asset is measured at the lower of the original carrying amount of the asset and the maximum amount of consideration that the Company could be required to repay.

**Financial Liabilities**

**Initial recognition and measurement**

Financial liabilities are classified, at initial recognition, as financial liabilities at fair value through profit or loss.

All financial liabilities are recognised initially at fair value and, in the case of loans and borrowings and payables, net of directly attributable transaction costs.

The Company's financial liabilities include trade payables, lease liabilities and other payables.

**Subsequent measurement**

For purposes of subsequent measurement, financial liabilities are classified in two categories:

- a) Financial liabilities at amortised cost
- b) Financial liabilities at fair value through profit and loss (FVTPL)

**a) Financial liabilities at Amortized cost**

After initial recognition, interest-bearing loans and borrowings are subsequently measured at amortised cost using the EIR method. Gains and losses are recognised in profit or loss when the liabilities are derecognised as well as through the EIR amortisation process.



Amortised cost is calculated by taking into account any discount or premium on acquisition and fees or costs that are an integral part of the EIR. The EIR amortisation is included as finance costs in the statement of profit or loss.

#### **De-recognition**

A financial liability is derecognised when the obligation under the liability is discharged or cancelled or expires. When an existing financial liability is replaced by another from the same lender on substantially different terms or the terms of an existing liability are substantially modified, such an exchange or modification is treated as the de-recognition of the original liability and the recognition of a new liability. The difference in the respective carrying amounts is recognised in the statement of profit or loss.

#### **Offsetting of financial instruments**

Financial assets and liabilities are offset and the net amount is reported in the balance sheet if there is a currently enforceable legal right to offset the recognised amounts and there is an intention to settle on a net basis, to realise the assets and settle the liabilities simultaneously.

#### **Reclassification of financial assets**

The Company determines classification of financial assets and liabilities on initial recognition. After initial recognition, no reclassification is made for financial assets which are equity instruments and financial liabilities. For financial assets which are debt instruments, a reclassification is made only if there is a change in the business model for managing those assets. Changes to the business model are expected to be infrequent. The Company senior management determines change in the business model as a result of external or internal changes which are significant to the Company's operations. Such changes are evident to external parties. A change in the business model occurs when the Company either begins or ceases to perform an activity that is significant to its operations. If the Company reclassifies financial assets, it applies the reclassification prospectively from the reclassification date which is the first day of the immediately next reporting period following the change in business model. The Company does not restate any previously recognised gains, losses (including impairment gains or losses) or interest.

#### **Q. Impairment of financial assets**

The Company recognises an allowance for expected credit losses (ECLs) for financial assets. ECLs are based on the difference between the contractual cash flows due in accordance with the contract and all the cash flows that the Company expects to receive, discounted at an approximation of the original effective interest rate. The expected cash flows will include cash flows from the sale of collateral held or other credit enhancements that are integral to the contractual terms.

ECLs are recognised in two stages. For credit exposures for which there has not been a significant increase in credit risk since initial recognition, ECLs are provided for credit losses that result from default events that are possible within the next 12-months (a 12-month ECL). For those credit exposures for which there has been a significant increase in credit risk since initial recognition, a loss allowance is required for credit losses expected over the remaining life of the exposure, irrespective of the timing of the default (a lifetime ECL).

For trade receivables and contract assets, the Company applies a simplified approach in calculating ECLs. Therefore, the Company does not track changes in credit risk, but instead recognises a loss allowance based on lifetime ECLs at each reporting date. The Company has established a provision matrix that is based on its historical credit loss experience, adjusted for forward-looking factors specific to the debtors and the economic environment.

#### **R. Dividend**

The Company recognises a liability to pay dividend to equity holders of the Company when the distribution is authorised, and the distribution is no longer at the discretion of the Company. As per corporate laws in India, a distribution is authorised when it is approved by the shareholders. A corresponding amount is recognised directly in equity.

#### **2.3 New and amended standards**



The Ministry of Corporate Affairs has notified Companies (Indian Accounting Standards) Amendment Rules, 2023 dated March 31, 2023 to amend the following Ind AS which are effective for annual periods beginning on or after April 01, 2023:

**(i) Definition of Accounting Estimates - Amendments to Ind AS 8**

The amendments clarify the distinction between changes in accounting estimates and changes in accounting policies and the correction of errors. It has also been clarified how entities use measurement techniques and inputs to develop accounting estimates.

**(ii) Disclosure of Accounting Policies - Amendments to Ind AS 1**

The amendments aim to help entities provide accounting policy disclosures that are more useful by replacing the requirement for entities to disclose their 'significant' accounting policies with a requirement to disclose their material accounting policies and adding guidance on how entities apply the concept of materiality in making decisions about accounting policy disclosures.

The amendments have had an impact on the Company's disclosures of accounting policies, but not on the measurement, recognition or presentation of any items in the Company's financial statements.

**(iii) Deferred Tax related to Assets and Liabilities arising from a Single Transaction - Amendments to Ind AS 12**

The amendments narrow the scope of the initial recognition exception under Ind AS 12, so that it no longer applies to transactions that give rise to equal taxable and deductible temporary differences such as leases.

The Company previously recognised for deferred tax on leases on a net basis. As a result of these amendments, the Company has recognised a separate deferred tax asset in relation to its lease liabilities and a deferred tax liability in relation to its right-of-use assets. Since, these balances qualify for offset as per the requirements of paragraph 74 of Ind AS 12, there is no impact in the balance sheet. There was also no impact on the opening retained earnings as at April 01, 2022.

**2.4 Standards notified, not yet effective**

Ministry of Corporate Affairs ("MCA") notifies new standards or amendments to the existing standards under Companies (Indian Accounting Standards) Rules as issued from time to time. During the year ended March 31, 2024, MCA has not notified any new standards or amendments to the existing standards applicable to the Company.



3. Property, plant and equipment and capital work in progress

3 (a) Property, plant and equipment (net)

The details of property, plant and equipment (net):

	As at March 31, 2024	As at March 31, 2023
Buildings	-	-
Leasehold Improvement	495.47	46.41
Plant and equipment	4,499.94	3,075.63
Furniture and Fixtures	106.03	64.41
Office Equipment	136.87	31.50
Vehicles	65.60	53.07
Computers	34.27	46.84
<b>Total</b>	<b>5,338.18</b>	<b>3,317.86</b>

3 (b) Capital work in progress

The details of capital work in progress:

	As at March 31, 2024	As at March 31, 2023
Capital work in progress	178.78	637.94
<b>Total</b>	<b>178.78</b>	<b>637.94</b>

Capital work in progress (CWIP) Ageing Schedule  
As at March 31, 2024

CWIP	Amount in CWIP for a period of				Total
	Less than 1 year	1-2 years	2-3 years	More than 3 years	
Projects in progress	178.78	-	-	-	178.78
Projects temporarily suspended	-	-	-	-	-

Capital work in progress (CWIP) Ageing Schedule  
As at March 31, 2023

CWIP	Amount in CWIP for a period of				Total
	Less than 1 year	1-2 years	2-3 years	More than 3 years	
Projects in progress	637.94	-	-	-	637.94
Projects temporarily suspended	-	-	-	-	-

The projects in progress are not overdue in terms of time and cost from their original approved plan.

-----This space has been intentionally left blank-----



All amounts are presented in INR Lakhs, unless otherwise stated

3.1 Property, plant and equipment

	Lease Hold Improvement	Plant and equipment	Furniture and fixtures	Office equipment	Vehicles	Computers	Total	Capital work in progress
<b>Gross Block</b>								
As at April 01, 2022	115.14	4,015.57	117.32	48.58	14.05	56.06	4,366.72	-
Additions	-	400.22	8.80	21.57	54.11	44.52	529.22	637.94
Disposals/Adjustment	-	-	-	-	-	-	-	-
<b>As at March 31, 2023</b>	<b>115.14</b>	<b>4,415.79</b>	<b>126.12</b>	<b>70.15</b>	<b>68.16</b>	<b>100.58</b>	<b>4,895.94</b>	<b>637.94</b>
Additions	474.17	1,702.12	51.60	125.31	26.79	8.61	2,388.60	1,929.44
Disposals/Adjustment	-	-	-	-	-	-	-	(2,388.60)
<b>As at March 31, 2024</b>	<b>589.31</b>	<b>6,117.91</b>	<b>177.72</b>	<b>195.46</b>	<b>94.95</b>	<b>109.19</b>	<b>7,284.54</b>	<b>178.78</b>
<b>Depreciation</b>								
As at April 01, 2022	48.31	1,099.03	52.17	28.40	13.78	39.47	1,281.16	-
Charge for the year	20.42	241.13	9.54	10.25	1.31	14.27	296.92	-
<b>As at March 31, 2023</b>	<b>68.73</b>	<b>1,340.16</b>	<b>61.71</b>	<b>38.65</b>	<b>15.09</b>	<b>53.74</b>	<b>1,578.08</b>	-
Charge for the year	25.11	277.81	9.98	19.94	14.26	21.18	368.28	-
<b>As at March 31, 2024</b>	<b>93.84</b>	<b>1,617.97</b>	<b>71.69</b>	<b>58.59</b>	<b>29.35</b>	<b>74.92</b>	<b>1,946.36</b>	-
<b>Net Block</b>								
As at March 31, 2024	495.47	4,499.94	106.03	136.87	65.60	34.27	5,338.18	178.78
As at March 31, 2023	46.41	3,075.63	64.41	31.50	53.07	46.84	3,317.86	637.94

(i) On transition to Ind AS (i.e. April 01, 2016), the Company has elected to continue with the carrying value of all Property, plant and equipment measured as per the previous GAAP and use that carrying value as the deemed cost of Property, plant and equipment.

(ii) Plant & equipment are hypothecated against term loan taken from HDFC Bank Limited. (refer note 16)

(iii) Refer note 36(a) for disclosure of contractual commitment for the acquisition of property, plant and equipment.



4 Intangible assets

a) Details of intangible assets:

	As at March 31, 2024	As at March 31, 2023
<b>Intangible assets</b>		
- Computer software	25.02	17.44
<b>Total</b>	<b>25.02</b>	<b>17.44</b>

b) Disclosures regarding gross block of intangible assets, accumulated amortisation and net block:

	Computer Software	Technical Know-How	Total
<b>Gross Block</b>			
As at April 01, 2022	74.52	46.30	120.82
Additions	8.95	-	8.95
<b>As at March 31, 2023</b>	<b>83.47</b>	<b>46.30</b>	<b>129.77</b>
Additions	16.18	-	16.18
<b>As at March 31, 2024</b>	<b>99.65</b>	<b>46.30</b>	<b>145.95</b>
<b>Accumulated amortisation</b>			
As at April 01, 2022	56.28	46.30	102.58
Charge for the year	9.75	-	9.75
<b>As at March 31, 2023</b>	<b>66.03</b>	<b>46.30</b>	<b>112.33</b>
Charge for the year	8.60	-	8.60
<b>As at March 31, 2024</b>	<b>74.63</b>	<b>46.30</b>	<b>120.93</b>
<b>Net block</b>			
<b>As at March 31, 2024</b>	<b>25.02</b>	<b>-</b>	<b>25.02</b>
<b>As at March 31, 2023</b>	<b>17.44</b>	<b>-</b>	<b>17.44</b>

5 Right-of-use assets

(i) Detail of right-of-use assets:-

	As at March 31, 2024	As at March 31, 2023
Solar Power Plant	-	106.97
Buildings	3,355.25	3,783.14
<b>Total</b>	<b>3,355.25</b>	<b>3,890.11</b>

(ii) Set out below are the carrying amounts of right-of-use assets recognised and the movements during the year:

	Solar Power Plant	Buildings	Total
<b>Gross block</b>			
As at April 01, 2022	145.85	574.65	720.50
Additions	-	3,832.61	3,832.61
Disposals	-	(388.96)	(388.96)
<b>As at March 31, 2023</b>	<b>145.85</b>	<b>4,018.30</b>	<b>4,164.15</b>
Additions	-	37.24	37.24
Disposals	(145.85)	-	(145.85)
<b>As at March 31, 2024</b>	<b>-</b>	<b>4,055.54</b>	<b>4,055.54</b>
<b>Accumulated depreciation</b>			
As at April 01, 2022	29.16	376.31	405.47
Charge for the year	9.72	247.81	257.53
Disposals	-	(388.96)	(388.96)
<b>As at March 31, 2023</b>	<b>38.88</b>	<b>235.16</b>	<b>274.04</b>
Charge for the year	8.90	465.13	474.03
Disposals	(47.78)	-	(47.78)
<b>As at March 31, 2024</b>	<b>-</b>	<b>700.29</b>	<b>700.29</b>
<b>Net block</b>			
<b>As at March 31, 2024</b>	<b>-</b>	<b>3,355.25</b>	<b>3,355.25</b>
<b>As at March 31, 2023</b>	<b>106.97</b>	<b>3,783.14</b>	<b>3,890.11</b>



(iii) The following is the carrying value of lease liability and movement thereof during the year

	Solar Power Plant	Buildings	Total
<b>Gross block</b>			
As at April 01, 2022	125.87	235.21	361.08
Additions	-	3,716.78	3,716.78
Add: Finance cost accrued during the year	-	82.33	82.33
Disposals	-	-	-
Less: Payment of lease liabilities	(7.55)	(299.95)	(307.50)
<b>As at March 31, 2023</b>	<b>118.32</b>	<b>3,734.37</b>	<b>3,852.69</b>
Additions	-	-	-
Add: Finance cost accrued during the year	-	268.97	268.97
Disposals	(110.80)	-	(110.80)
Less: Payment of lease liabilities	(7.52)	(523.70)	(531.22)
<b>As at March 31, 2024</b>	<b>-</b>	<b>3,479.64</b>	<b>3,479.64</b>
<b>As at March 31, 2024</b>			
Current	-	248.43	248.43
Non-current	-	3,231.21	3,231.21
<b>As at March 31, 2023</b>			
Current	8.21	254.44	262.65
Non-current	110.11	3,479.93	3,590.04

(iv) The Company has applied weighted average incremental borrowing rate to lease liabilities.

(v) The following are the amounts recognised in profit or loss:

	As at March 31, 2024	As at March 31, 2023
Depreciation expense of right-of-use assets	474.03	257.53
Interest expense on lease liabilities	268.97	82.33
Expense relating to short-term leases (included in other expenses)	301.14	148.88
<b>Total amount recognised in profit or loss</b>	<b>1,044.14</b>	<b>488.74</b>

(vi) The Company had total cash outflows for leases of INR 531.22 lakhs for the year ended March 31, 2024 (March 31, 2023: INR 307.50 lakhs).

(vii) **Extension and termination options** : Extension and termination options are included in property lease agreements. These are used to maximise operational flexibility in terms of managing the assets used in the Company's operations. Extension and termination options held are exercisable only by the Company and not by the lessor.

(viii) The Company does not face a significant liquidity risk with regard to its lease liabilities as the current assets are sufficient to meet the obligations related to lease liabilities as and when they fall due.

(ix) Refer note 41C for maturity analysis of contractual undiscounted cash flows in respect of lease recognised under Ind AS 116.

-----This space has been intentionally left blank-----



All amounts are presented in INR Lakhs, unless otherwise stated

6 Income tax assets (net)

	As at March 31, 2024	As at March 31, 2023
Income tax assets (net)	22.16	46.19

-----This space has been intentionally left blank-----





7 Loans

	As at March 31, 2024	As at March 31, 2023
(Unsecured and considered good unless otherwise stated)		
<b>Current</b>		
Loan to Employees*	0.93	2.46
<b>Total</b>	<b>0.93</b>	<b>2.46</b>

\*Loan to employees includes interest free loans provided to employees payable in equal monthly installments as per Company's policy.

8 Other financial assets

	As at March 31, 2024	As at March 31, 2023
(Unsecured and considered good unless otherwise stated)		
<b>Non-current</b>		
Security deposits	241.35	154.87
<b>Total (A)</b>	<b>241.35</b>	<b>154.87</b>
<b>Current</b>		
Security deposits	61.24	64.30
Interest accrued but not due	11.78	2.95
<b>Total (B)</b>	<b>73.02</b>	<b>67.25</b>
<b>Total (A+B)</b>	<b>314.37</b>	<b>222.12</b>

Break up of financial assets carried at amortised cost:

	As at March 31, 2024	As at March 31, 2023
Trade receivables (refer note 11)	1,470.86	1,935.40
Cash and cash equivalents (refer note 12)	524.22	485.69
Other bank balance (refer note 13)	1,100.00	200.00
Loans (refer note 7)	0.93	2.46
Other financial assets (refer note 8)	314.37	222.12
<b>Total</b>	<b>3,410.38</b>	<b>2,845.67</b>

-----This space has been intentionally left blank-----



9 Other assets

	As at March 31, 2024	As at March 31, 2023
(Unsecured, considered good, unless otherwise stated)		
<b>Non-current</b>		
Advances for property, plant and equipment	6.99	69.44
<b>Total (A)</b>	<b>6.99</b>	<b>69.44</b>
<b>Current</b>		
Balance with statutory/government authorities	25.02	45.18
Advance to suppliers	263.38	93.20
Prepaid expenses	50.27	54.67
Others advances	14.03	8.40
<b>Total (B)</b>	<b>352.70</b>	<b>201.45</b>
<b>Total (A+B)</b>	<b>359.69</b>	<b>270.89</b>

-----This space has been intentionally left blank-----



10 Inventories

	As at March 31, 2024	As at March 31, 2023
Raw materials and components (at cost) (including material in transit INR 167.57 lakhs (March 31, 2023 INR 73.74 lakhs)	780.60	812.96
Work-in-progress (at cost)	114.86	103.14
Finished goods (at lower of cost and net realisable value) (includes sales in transit INR 20.80 lakhs (March 31, 2023 INR 10.04 lakhs)	120.54	72.50
Moulds (lower of cost and net realisable value)	184.26	479.81
Stores and spares* (at cost)	73.04	88.06
<b>Total inventories</b>	<b>1,273.30</b>	<b>1,556.47</b>

11 Trade receivables

a) Details of trade receivables:

	As at March 31, 2024	As at March 31, 2023
Unsecured and considered goods		
- from related parties (refer note 34)	52.88	34.46
- from others	1,417.98	1,900.94
<b>Total Trade receivables</b>	<b>1,470.86</b>	<b>1,935.40</b>

For terms and conditions with related parties, refer note 34.

b) No trade or other receivable are due from directors or other officers of the Company either severally or jointly with any other person. Further no trade or other receivable are due from firms or private companies in which any director is a partner, a director or a member.

c) Trade receivables are non-interest bearing and are generally on terms of not more than 30-90 days.

Trade receivables Ageing Schedule

As at March 31, 2024

Particulars	Current but not Due	Outstanding for following periods from due date of payment					Total
		Less than 6 months	6 months-1 year	1-2 years	2-3 years	More than 3 years	
(i) Undisputed Trade receivables – considered good	1,283.30	142.47	29.31	0.19	6.95	8.64	1,470.86
(ii) Undisputed Trade receivables – which have significant increase in credit risk	-	-	-	-	-	-	-
(iii) Undisputed Trade receivables – credit impaired	-	-	-	-	-	-	-
(iv) Disputed Trade receivables - considered good	-	-	-	-	-	-	-
(v) Disputed Trade receivables – which have significant increase in credit risk	-	-	-	-	-	-	-
(vi) Disputed Trade receivables - credit impaired	-	-	-	-	-	-	-
<b>Total</b>	<b>1,283.30</b>	<b>142.47</b>	<b>29.31</b>	<b>0.19</b>	<b>6.95</b>	<b>8.64</b>	<b>1,470.86</b>

As at March 31, 2023

Particulars	Current but not Due	Outstanding for following periods from due date of payment					Total
		Less than 6 months	6 months-1 year	1-2 years	2-3 years	More than 3 years	
(i) Undisputed Trade receivables – considered good	1,530.60	362.75	22.81	5.58	10.98	2.68	1,935.40
(ii) Undisputed Trade receivables – which have significant increase in credit risk	-	-	-	-	-	-	-
(iii) Undisputed Trade receivables – credit impaired	-	-	-	-	-	-	-
(iv) Disputed Trade receivables - considered good	-	-	-	-	-	-	-
(v) Disputed Trade receivables – which have significant increase in credit risk	-	-	-	-	-	-	-
(vi) Disputed Trade receivables - credit impaired	-	-	-	-	-	-	-
<b>Total</b>	<b>1,530.60</b>	<b>362.75</b>	<b>22.81</b>	<b>5.58</b>	<b>10.98</b>	<b>2.68</b>	<b>1,935.40</b>



12 Cash and cash equivalents

(A) Detail of cash & cash equivalents

	As at March 31, 2024	As at March 31, 2023
Balances with banks:		
- On current accounts	524.22	10.57
- On deposits with original maturity of less than 3 months	-	475.00
Cash on hand	-	0.12
<b>Total</b>	<b>524.22</b>	<b>485.69</b>

Note:- Cash at bank earns interest at fixed rates based on bank deposit rates range 2.00% - 3.50%, Short term deposit are made for varying periods of between one day to 90 days.

(B) Changes in liabilities arising from financing activities:

	As at April 01, 2023	Cash flows/Others Proceeds /(Repayment) (net)	Addition / (disposal)	Other	As at March 31, 2024
Long term borrowings (including current maturities)	241.04	(141.11)	-	(85.47)	14.46
Short term borrowings	40.64	(40.64)	-	85.47	85.47
Lease liabilities	3,852.69	(274.98)	(98.07)	-	3,479.64
<b>Total liabilities from financing activities</b>	<b>4,134.37</b>	<b>(456.73)</b>	<b>(98.07)</b>	<b>-</b>	<b>3,579.57</b>

	As at April 01, 2022	Cash flows/Others Proceeds /(Repayment) (net)	Addition / (disposal)	Other	As at March 31, 2023
Long term borrowings (including current maturities)	364.04	(123.00)	-	-	241.04
Short term borrowings	-	40.64	-	-	40.64
Lease liabilities	361.08	(225.17)	3,716.78	-	3,852.69
<b>Total liabilities from financing activities</b>	<b>725.12</b>	<b>(307.52)</b>	<b>3,716.78</b>	<b>-</b>	<b>4,134.37</b>

13 Other bank balances

	As at March 31, 2024	As at March 31, 2023
Other bank balances		
- Deposits with original maturity of more than three months but less than twelve months	1,100.00	200.00
<b>Total</b>	<b>1,100.00</b>	<b>200.00</b>

\* The Company has pledged part of its short-term deposits in order to fulfil various requirements. At March 31, 2024 the fair values of the short-term deposits pledged were INR 1,100 lakhs (March 31, 2023: INR 200 lakhs)

-----This space has been intentionally left blank-----



14 Equity share capital

a) Details of share capital:

	As at March 31, 2024	As at March 31, 2023
<b>Authorised share capital</b>		
75,00,000 (As at March 31, 2023: 75,00,000) equity shares of INR 10 each	750.00	750.00
	<b>750.00</b>	<b>750.00</b>
<b>Issued, subscribed and fully paid up capital</b>		
68,37,574 (As at March 31, 2023: 68,37,574) equity shares of INR 10 each	683.76	683.76
	<b>683.76</b>	<b>683.76</b>

b) Reconciliation of authorised share capital

	Equity Shares	
	No. of shares	Amount
As at April 01, 2022	75,00,000	750.00
Increase during the year	-	-
As at March 31, 2023	75,00,000	750.00
Increase during the year	-	-
<b>As at March 31, 2024</b>	<b>75,00,000</b>	<b>750.00</b>

c) Reconciliation of issued, subscribed and paid up share capital

	Equity Shares	
	No. of shares	Amount
<b>Equity shares of INR 10 each issued, subscribed and fully paid</b>		
As at April 01, 2022	68,37,574	683.76
Issued during the year	-	-
As at March 31, 2023	68,37,574	683.76
Issued during the year	-	-
<b>As at March 31, 2024</b>	<b>68,37,574</b>	<b>683.76</b>

-----This space has been intentionally left blank-----



d) Terms/ rights attached to equity shares:

The Company has only one class of equity shares having a par value of INR 10 per share. Each holder of equity is entitled to one vote per share.

The Company declares and pays dividends in Indian rupees. The dividend, if proposed by the Board of Directors, is subject to the approval of the shareholders in the Annual General Meeting.

In the event of liquidation of the Company, the holders of equity shares will be entitled to receive remaining assets of the Company, after distribution of any preferential amounts. The distribution will be in proportion to the number of equity shares held by the shareholders.

e) Details of shareholders holding more than 5% shares in the Company (representing legal and beneficial ownership)

Name of the shareholder	As at March 31, 2024		As at March 31, 2023	
	No. of shares	% holding in the equity shares	No. of shares	% holding in the equity shares
Equity shares of INR 10 (March 31, 2023 INR 10) each fully paid				
Lumax Auto Technologies Limited. (Holding company)	34,18,787	50.00%	34,18,787	50.00%
Cornaglia Metallurgical Products India Private Limited.	34,18,787	50.00%	34,18,787	50.00%

f) Details of shares held by Promoters (representing legal and beneficial ownership)

As at March 31, 2024

Name of the Promoters	No. of shares at the beginning of year	Change during the year	No. of Shares at the end of year	% of Total Shares	% change during the year
Equity shares of INR 10 (March 31, 2023 INR 10) each fully paid					
Lumax Auto Technologies Limited (Holding company)	34,18,787	-	34,18,787	50.00%	-
Cornaglia Metallurgical Products India Private Limited.	34,18,787	-	34,18,787	50.00%	-

As at March 31, 2023

Name of the Promoters	No. of shares at the beginning of year	Change during the year	No. of Shares at the end of year	% of Total Shares	% change during the year
Equity shares of INR 10 (March 31, 2022 INR 10) each fully paid					
Lumax Auto Technologies Limited (Holding company)	34,18,787	-	34,18,787	50.00%	-
Cornaglia Metallurgical Products India Private Limited.	34,18,787	-	34,18,787	50.00%	-

g) Shares held by holding company

Out of equity shares issued by the Company, shares held by its holding company are as below.

Name of the Promoters	As at March 31, 2024		As at March 31, 2023	
	No. of shares	Amount	No. of shares	Amount
Equity shares of INR 10 (March 31, 2023 INR 10) each fully paid				
Lumax Auto Technologies Limited. (Holding company)	34,18,787	341.88	34,18,787	341.88

h) The Company does not have any equity shares issued as bonus, shares issued for consideration other than cash and shares bought back during the period of five years immediately preceding the reporting date.

15 Other equity

Reconciliation of Other Equity

	Retained Earnings	Securities Premium	Total
As at April 01, 2022	2,892.49	997.76	3,890.25
Profit for the year	1,442.34	-	1,442.34
Other comprehensive income for the year	2.71	-	2.71
As at March 31, 2023	4,337.54	997.76	5,335.30
Profit for the year	1,266.58	-	1,266.58
Other comprehensive income for the year	2.15	-	2.15
As at March 31, 2024	5,606.27	997.76	6,604.03

15.1 Nature and purpose of reserves

a) Securities premium

Securities premium is used to record the premium on issue of shares. The reserve can be utilised only for limited purposes such as issuance of bonus shares in accordance with the provisions of the Companies Act, 2013.

b) Retained Earnings

Retained earnings are the profits/(loss) that the Company has earned/incurred till date, less any transfers to general reserve, dividends or other distributions paid to shareholders. Retained earnings include re-measurement loss / (gain) on defined benefit plans, net of taxes that will not be reclassified to Statement of Profit and Loss.

This space has been intentionally left blank



16 Borrowings

a) Details of long term borrowings:

	As at March 31, 2024	As at March 31, 2023
<b>Term Loans</b>		
Term Loan from banks (secured)*	74.72	219.38
Vehicle loan from banks (secured)**	25.21	21.66
<b>Less: current maturity disclosed under short term borrowings</b>		
Term Loan from banks	(74.72)	(151.20)
Vehicle loan from banks	(10.75)	-
<b>Total borrowings</b>	<b>14.46</b>	<b>89.84</b>

\*Term loan amounting INR 74.72 lakhs (March 31, 2023: INR 219.38 lakhs) from HDFC Bank Limited repayable in quarterly instalment of INR 36.17 lakhs and balance INR 38.55 lakhs will be paid along with last instalment. This loan is secured by hypothecation on Plant and equipment and carries interest @ 9% p.a. (March 31, 2023: @7.5% per annum)

The Company has not defaulted on any loans payable.

\*\* Vehical loan amounting INR 25.21 lakhs (March 31, 2023: INR 21.66 lakhs) form ICICI bank Limited and interest rate @ 9.10% (March 31, 2023: @ 8.5% p.a. The loan is secured by hypothecation of respective vehicles

b) Details of short term borrowings:

	As at March 31, 2024	As at March 31, 2023
<b>Current Maturities of long term borrowing</b>		
Current maturity of vehicle loan (refer note 16(a))	10.75	-
Current maturity of long term loan (refer note 16 (a))	74.72	151.20
Cash credit accounts (Secured)*	-	40.64
<b>Total</b>	<b>85.47</b>	<b>191.84</b>

\* Cash credit INR Nil (March 31, 2023: 40.64 lakhs) secured by way of Pari-pasu first charge of hypothecation on entire stock consisting or raw materials, components, work in progress and finished goods kept at Company's godown, factories and book debts along with receivables of the Company, both present and future.

Undrawn committed borrowing facility

The company has availed fund based and non fund based working capital limits amounting to INR 1,500.00 lakhs (March 31, 2023: INR 1,500 lakhs) from bank. An amount of INR 1,500 lakhs (March 31, 2023: INR 1,459.36 lakhs) remain undrawn/unutilized as at March 31, 2024.

Loan covenants

The Company has satisfied all debt covenants prescribed in the terms of bank loans. The other loans do not carry any debt covenant. The Company has not defaulted on any loans payable.

Wilful defaulter

The Company have not been declared wilful defaulter by any bank or financial institutions or government or any government authority.

In pursuant to borrowing taken by the Company from banks on security of current assets, the Company is required to submit the information periodically which includes the stock statement and book debts statement. During the current year, the Company has submitted the following financial information to all banks, from whom working capital demand loan has been taken, on quarterly basis which in some of these cases is not reconciled with books as follows:

Quarter ending	Amount as per books of account	Amount as reported in the quarterly return / statement	Discrepancies	Reason for material discrepancies
<b>Inventory</b>				
June 30, 2023	1,644.27	1,501.41	142.86	Due to timing differences in reporting to bank and routine book closure process.
December 31, 2023	1,410.35	1,327.46	82.89	
March 31, 2024	1,273.30	1,043.06	230.24	
<b>Trade Receivables</b>				
June 30, 2023	2,611.44	2,611.38	0.06	
December 31, 2023	1,832.71	2,160.81	(328.10)	
March 31, 2024	1,470.86	1,815.97	(345.11)	

For the year ended March 31, 2023, The Company has been sanctioned working capital limit in excess of Rs. 500 lakhs in aggregate from banks during the year on the basis of security or current assets of the Company. The quarterly returns/statements filed by the Company with such banks are in agreement with the books of accounts of the Company.



17 Lease Liability

	As at March 31, 2024	As at March 31, 2023
<b>Non-current</b>		
Lease Liability (refer note 5)	3,231.21	3,590.04
<b>Total (A)</b>	<b>3,231.21</b>	<b>3,590.04</b>
<b>Current</b>		
Lease Liability (refer note 5)	248.43	262.65
<b>Total (B)</b>	<b>248.43</b>	<b>262.65</b>
<b>Total (A+B)</b>	<b>3,479.64</b>	<b>3,852.69</b>

18 Employee benefit liabilities

	As at March 31, 2024	As at March 31, 2023
<b>Current</b>		
<b>Provision for employee benefits</b>		
Provision for gratuity (refer note 35)	7.04	8.65
Provision for compensated absences	45.58	42.11
<b>Total</b>	<b>52.62</b>	<b>50.76</b>

-----This space has been intentionally left blank-----





19 Other liabilities

	As at March 31, 2024	As at March 31, 2023
<b>Current</b>		
Statutory dues	92.50	104.89
Advance from customers	144.16	217.80
<b>Total</b>	<b>236.66</b>	<b>322.69</b>

20 Trade payables

	As at March 31, 2024	As at March 31, 2023
<b>A. Trade payables</b>		
- Total outstanding dues of micro enterprises and small enterprises (refer note (a) below for details of dues to micro and small enterprises)	86.98	92.65
- Total outstanding dues of creditors other than micro enterprises and small enterprises	2,057.37	1,569.84
	<b>2,144.35</b>	<b>1,662.49</b>
- Trade payables to related parties (refer note 34)	158.98	174.04
- Trade payables to others	1,985.37	1,488.45
<b>Total</b>	<b>2,144.35</b>	<b>1,662.49</b>

Terms and conditions of the above financial liabilities:

- Trade payables & Other payables are non-interest bearing and are normally settled on 30 to 90 day terms

For explanations on the Company's credit risk management processes, refer note 41B.

For terms and conditions with related parties, refer to Note 34

- a) Information as required to be furnished as per section 22 of the Micro, Small and Medium Enterprises Development Act, 2006 (MSMED Act) for the year ended March 31, 2024 is given below. This information has been determined to the extent such parties have been identified on the basis of information available with the Company.

	As at March 31, 2024	As at March 31, 2023
The Principal amount and interest due there remaining unpaid to any supplier as at the end of each accounting year		
Principal amount due to micro and small enterprises	86.88	92.65
Interest due on above	0.10	-
	<b>86.98</b>	<b>92.65</b>
The amount of interest paid by the buyer in terms of section 16 of the MSMED Act 2006 along with the amounts of the payment made to the supplier beyond the appointed day during each accounting year.	-	-
The amount of interest due and payable for the period of delay in making payment (which have been paid but beyond the appointed day during the year) but without adding the interest specified under the MSMED Act 2006.	-	-
The amount of interest accrued and remaining unpaid at the end of each accounting year.	0.10	0.65
The amount of further interest remaining due and payable even in the succeeding years, until such date when the interest due as above are actually paid to the small enterprise for the purpose of disallowance as a deductible expenditure under section 23 of the MSMED Act 2006	-	-

Trade Payable Ageing Schedule  
As at March 31, 2024

Particulars	Unbilled / Not Due	Outstanding for following periods from due date of payment				Total
		Less than 1 year	1-2 years	2-3 years	More than 3 years	
(i) Total outstanding dues of micro enterprises and small enterprises	86.98	-	-	-	-	86.98
(ii) Total outstanding dues of creditors other than micro enterprises and small enterprises	1,405.92	614.92	30.21	1.02	5.30	2,057.37
(iii) Disputed dues of micro enterprises and small enterprises	-	-	-	-	-	-
(iv) Disputed dues of creditors other than micro enterprises and small enterprises	-	-	-	-	-	-
<b>Total</b>	<b>1,492.90</b>	<b>614.92</b>	<b>30.21</b>	<b>1.02</b>	<b>5.30</b>	<b>2,144.35</b>

As at March 31, 2023

Particulars	Unbilled / Not Due	Outstanding for following periods from due date of payment				Total
		Less than 1 year	1-2 years	2-3 years	More than 3 years	
(i) Total outstanding dues of micro enterprises and small enterprises	92.65	-	-	-	-	92.65
(ii) Total outstanding dues of creditors other than micro enterprises and small enterprises	1,392.53	151.95	7.91	3.05	14.40	1,569.84
(iii) Disputed dues of micro enterprises and small enterprises	-	-	-	-	-	-
(iv) Disputed dues of creditors other than micro enterprises and small enterprises	-	-	-	-	-	-
<b>Total</b>	<b>1,485.18</b>	<b>151.95</b>	<b>7.91</b>	<b>3.05</b>	<b>14.40</b>	<b>1,662.49</b>



21 Other financial liabilities

	As at March 31, 2024	As at March 31, 2023
<b>Other financial liabilities at amortised cost</b>		
<b>Current</b>		
<b>Amount payable for property, plant and equipment</b>		
-Related party (refer note 34)	-	-
-Other than related party	372.17	93.53
Employee related payables	71.37	69.14
Unsecured deposits from customers	0.50	0.50
Interest accrued but not due	1.09	1.62
<b>Total</b>	<b>445.13</b>	<b>164.79</b>

Breakup of financial liabilities at amortised cost:

	As at March 31, 2024	As at March 31, 2023
Borrowings (refer note 16)	99.93	281.68
Lease liabilities (refer note 17)	3,479.64	3,852.69
Trade payables (refer note 20)	2,144.35	1,662.49
Other financial liabilities (refer note 21)	445.13	164.79
<b>Total financial liabilities carried at amortised cost</b>	<b>6,169.05</b>	<b>5,961.65</b>

-----This space has been intentionally left blank-----



22 Income tax

(a) The major components of Income tax expense for the years ended are:

Statement of profit and loss:

	As at March 31, 2024	As at March 31, 2023
<b>Current income tax:</b>		
Current income tax charge	447.91	491.00
Adjustments in respect of current income tax of previous year	0.19	(3.65)
<b>Deferred tax :</b>		
Relating to origination and reversal of temporary differences	(12.48)	(0.05)
	<b>435.62</b>	<b>487.30</b>
<b>Income tax expense reported in the statement of profit or loss</b>		

(b) OCI section

Deferred tax related to items recognised in Other Comprehensive Income during the year:

	As at March 31, 2024	As at March 31, 2023
Tax effect on gains on remeasurements of defined benefit plans	(0.72)	(0.91)
<b>Income tax charged to Other Comprehensive Income</b>	<b>(0.72)</b>	<b>(0.91)</b>

(c) Reconciliation of tax expense and the accounting profit multiplied by India's domestic tax rate for March 31, 2024 and March 31, 2023

	As at March 31, 2024	As at March 31, 2023
Accounting profit before income tax	1,702.20	1,929.64
Tax at the Indian Tax Rate of 25.168% (March 31, 2023: 25.168%)	428.41	485.65
<b>Non-deductible expenses for tax purposes:</b>		
Permanent difference	7.93	5.98
Others	(0.72)	(4.33)
<b>As at the effective income tax rate of 25.59% (March 31, 2023: 25.25%)</b>	<b>435.62</b>	<b>487.30</b>
<b>Income tax expense reported in the statement of profit or loss</b>	<b>435.62</b>	<b>487.30</b>

(d) Deferred tax:

	Balance sheet		Statement of profit and loss and OCI	
	As at March 31, 2024	As at March 31, 2023	For the Year Ended March 31, 2024	For the Year Ended March 31, 2023
<b>Deferred tax assets relates to the following :</b>				
Impact of expenditures charged to statement of profit and loss but allowed for tax purposes on payment basis	22.08	19.50	2.58	9.02
Deferred tax on lease liabilities	875.76	969.65	(93.89)	90.88
<b>Total (A)</b>	<b>897.84</b>	<b>989.15</b>	<b>(91.31)</b>	<b>99.90</b>
<b>Deferred tax liability relates to the following :</b>				
Deferred tax on right-of-use assets	801.58	948.77	(147.19)	82.74
Accelerated depreciation for tax purposes	312.90	268.79	44.11	18.02
<b>Total (B)</b>	<b>1,114.48</b>	<b>1,217.56</b>	<b>(103.08)</b>	<b>100.76</b>
Re-measurement gain on defined benefit plans (OCI) (C)			0.72	0.91
<b>Deferred tax (Income)/ expense charged to profit or loss (B-A-C= D)</b>			<b>(12.49)</b>	<b>(0.05)</b>
<b>Deferred tax expense charged to OCI and Profit and loss (C+D)</b>			<b>(11.77)</b>	<b>0.86</b>
<b>Total deferred tax liability (net) (B-A)</b>	<b>216.64</b>	<b>228.41</b>		



23 Revenue from contracts with customers

	For the Year Ended March 31, 2024	For the Year Ended March 31, 2023
<b>Sale of products</b>		
Finished goods (refer note 43)	14,837.35	12,437.10
<b>Total sale of products (A)</b>	<b>14,837.35</b>	<b>12,437.10</b>
<b>Sale of services</b>		
Sale of service	96.80	145.42
<b>Total Sale of services (B)</b>	<b>96.80</b>	<b>145.42</b>
<b>Other operating revenue</b>		
Export incentives	3.45	-
Scrap sale	35.02	21.01
Moulds sale	760.19	877.68
<b>Total other operating revenue (C)</b>	<b>798.66</b>	<b>898.69</b>
<b>Revenue from contracts with customers (A+B+C)</b>	<b>15,732.81</b>	<b>13,481.21</b>

23.1 Contract Balances

	For the Year Ended March 31, 2024	For the Year Ended March 31, 2023
Trade Receivables (refer note 11)	1,470.86	1,935.40
Contract liabilities (advance form customers) (refer note 19)	144.16	217.80

23.2 Timing of revenue recognition

	For the Year Ended March 31, 2024	For the Year Ended March 31, 2023
Goods transferred at a point in time	15,636.01	13,335.79
Services transferred over time	96.80	145.42
<b>Revenue from contracts with customers</b>	<b>15,732.81</b>	<b>13,481.21</b>

23.3 Performance obligation

The performance obligation is satisfied upon delivery of the goods to the customer and payment is generally due within 30 to 90 days from delivery.

The performance obligation is satisfied over time and payment is generally due upon completion of service as per the contract with customers.

23.4 Service performance obligation

Reconciling the amount of revenue recognised in the statement of profit and loss with the contracted price

	For the Year Ended March 31, 2024	For the Year Ended March 31, 2023
Revenue as per contracted price	15,732.81	13,481.21
Less: Adjustments	-	-
<b>Revenue from contracts with customers</b>	<b>15,732.81</b>	<b>13,481.21</b>

23.5 Revenue by location of customer

	For the Year Ended March 31, 2024	For the Year Ended March 31, 2023
Within India	15,376.51	13,164.39
Outside India	356.30	316.82
<b>Total Revenue from Contracts with Customers</b>	<b>15,732.81</b>	<b>13,481.21</b>

24 Other income

	For the Year Ended March 31, 2024	For the Year Ended March 31, 2023
<b>Other non-operating income</b>		
Interest income		
- On fixed deposits	45.57	30.77
- Others	-	0.07
Liabilities no longer required, written back	10.94	-
Net gain on foreign currency transaction and translation	16.62	-
Export incentives	-	3.65
Miscellaneous income	12.73	12.12
<b>Total</b>	<b>85.86</b>	<b>46.61</b>



25 Cost of raw materials and components consumed

	For the Year Ended March 31, 2024	For the Year Ended March 31, 2023
Inventory at the beginning of the year	812.96	566.30
Add: Purchases	8,936.02	7,783.34
Less: Inventory at the end of the year	(780.60)	(812.96)
<b>Cost of raw materials and components consumed</b>	<b>8,968.38</b>	<b>7,536.68</b>

26 Cost of moulds consumed

	For the Year Ended March 31, 2024	For the Year Ended March 31, 2023
Inventory at the beginning of the year	479.81	457.25
Add: Purchases made during the year	353.06	648.17
Less: Inventory at the end of the year	(184.26)	(479.81)
<b>Cost of moulds consumed</b>	<b>648.61</b>	<b>625.61</b>

27 (Increase)/decrease in inventories of finished goods and work-in-progress

	For the Year Ended March 31, 2024	For the Year Ended March 31, 2023
<b>Opening stock</b>		
- Finished goods	72.50	46.84
- Work-in progress	103.14	45.98
<b>Total (A)</b>	<b>175.64</b>	<b>92.82</b>
<b>Closing stock</b>		
- Finished goods	120.54	72.50
- Work-in progress	114.86	103.14
<b>Total (B)</b>	<b>235.40</b>	<b>175.64</b>
<b>Changes in inventories</b>		
- Finished Goods	(48.04)	(25.66)
- Work-in progress	(11.72)	(57.16)
<b>Total (A-B)</b>	<b>(59.76)</b>	<b>(82.82)</b>

-----This space has been intentionally left blank-----



28 Employee benefits expense

	For the Year Ended March 31, 2024	For the Year Ended March 31, 2023
Salaries, wages and bonus	1,181.91	949.52
Contributions to provident and other funds	39.03	38.16
Gratuity expense (refer note 35)	14.89	10.35
Staff welfare expenses	133.89	120.92
<b>Total</b>	<b>1,369.72</b>	<b>1,118.95</b>

The Code on Social Security, 2020 ('Code') relating to employee benefits during employment and post employment benefits received Presidential assent in September 2020. The Code has been published in the Gazette of India. Certain sections of the Code came into effect on 3 May 2023. However, the final rules/interpretation have not yet been issued. Based on a preliminary assessment, the entity believes the impact of the change will not be significant.

29 Finance costs

	For the Year Ended March 31, 2024	For the Year Ended March 31, 2023
Interest on term loans	14.56	21.36
Interest on working capital loan	9.23	5.70
Interest on lease liabilities	268.97	82.33
Interest paid to others	2.99	0.78
<b>Total</b>	<b>295.75</b>	<b>110.17</b>

30 Depreciation and amortisation expense

	For the Year Ended March 31, 2024	For the Year Ended March 31, 2023
Depreciation of property, plant and equipment (refer note 3.1)	368.28	296.92
Amortisation of intangible assets (refer note 4)	8.60	9.75
Depreciation of right-of-use assets (refer note 5)	474.03	257.53
<b>Total</b>	<b>850.91</b>	<b>564.20</b>

-----This space has been intentionally left blank-----



31 Other expenses

	For the Year Ended March 31, 2024	For the Year Ended March 31, 2023
Freight and forwarding charges	227.24	252.21
Job work charges	69.72	60.53
Power and fuel	357.51	275.02
Consumption of stores and spares	98.30	90.92
Travelling and conveyance	67.08	57.63
Packing material consumed	234.11	236.33
Rent	301.14	148.88
Legal and professional fees	112.27	112.34
Repairs and maintenance		
- Plant and machinery	273.28	165.92
- Building	2.84	109.33
- Others	42.43	24.39
Communication cost	12.34	14.16
Bank Charges	5.88	4.95
Design, support and testing charges	39.79	18.16
Rates and taxes	37.07	25.39
Payment to auditors (refer details below)*	7.00	7.00
Insurance	16.81	15.43
CSR expenditure (refer details below)**	31.30	17.70
Printing and stationery	6.73	4.92
Advertisement and sales promotion	3.09	1.01
Director's sitting fees	2.80	-
Management fees	0.23	1.02
Exchange difference (net)	-	10.29
Warranty	3.10	3.35
Miscellaneous expenses	90.80	68.51
<b>Total</b>	<b>2,042.86</b>	<b>1,725.39</b>

\*Payment to Auditor (excluding applicable taxes)

	For the Year Ended March 31, 2024	For the Year Ended March 31, 2023
<b>As Auditor:</b>		
Audit Fee	7.00	7.00
<b>Total</b>	<b>7.00</b>	<b>7.00</b>

\*\*Details of CSR expenditure:

	For the Year Ended March 31, 2024	For the Year Ended March 31, 2023
(a) Gross amount required to be spent by the Company during the year	29.75	17.70
(b) Amount approved by the Board to be spent during the year	31.30	17.70
(c) Amount spent during the year ending on March 31, 2024:		
i) Construction/acquisition of any asset	-	-
ii) On purposes other than (i) above in cash	31.30	-
		31.30
(d) Amount spent during the year ending on March 31, 2023:		
i) Construction/acquisition of any asset	-	-
ii) On purposes other than (i) above in cash	17.70	-
		17.70
(e) Details related to spent / unspent obligations:		
i) Contribution to Public Trust	-	-
ii) Contribution to Charitable Trust	31.30	17.70
iii) Unspent amount in relation to:		
Ongoing project	-	-
Other than ongoing project	-	-

In case of Section 135(5) Excess amount spent

Opening Balance	Amount required to be spent during the year	Amount spent during the year	Closing Balance Short/ (excess)
(4.18)	29.75	31.30	(5.73)



**32 Components of Other Comprehensive Income (OCI)**

The disaggregation of changes to OCI by each type of reserve in equity:

	For the Year Ended March 31, 2024	For the Year Ended March 31, 2023
Re-measurement gain on defined benefit plans	2.87	3.62
Income tax effect	(0.72)	(0.91)
	<b>2.15</b>	<b>2.71</b>

**33 Earnings per share (EPS)**

a) Basic EPS amounts are calculated by dividing the profit/(loss) for the year attributable to equity holders of the Company by the weighted average number of equity shares outstanding during the year. Basic and diluted EPS are same as there are no convertible financial instruments outstanding as on March 31, 2024.

b) The following reflects the income and share data used in the basic and diluted EPS computations:

	For the Year Ended March 31, 2024	For the Year Ended March 31, 2023
<b>Profit attributable to the equity holders of the Company</b>	1,266.58	1,442.34
Weighted average number of equity shares outstanding for basic and diluted EPS	68,37,574	68,37,574
Basic and diluted earnings per share (face value INR 10 per share, March 31, 2023 INR 10 per share) (INR)	18.52	21.09

c) There has not been any transactions involving equity shares or potential equity shares between the reporting date and the date of authorisation of these financial statements.

-----This space has been intentionally left blank-----





34 Related party disclosures

Names of related parties and related party relationship

Relationship	Name of Related Parties
Holding Company	Lumax Auto Technologies Limited
Enterprises having significant influence over the Company	Cornaglia Metallurgical Products India Private Limited
Enterprises owned or significantly influenced by key management personnel and/ or their relatives	Lumax Industries Limited Lumax Tours & Travels Limited Lumax Management Services Private Limited Lumax Charitable Foundation Lumax Mannoh Allied Tech Limited
Entities under common control	Cor-Filters (Italy) Officine Metallurgiche G. Cornaglia SPA (Italy) Cornaglia Poland
Key Management Personnel	Mr. Deepak Jain-Chairman Mr. Anmol Jain-Director Mr. Vikas Marwah Director Mr. Pier Antonio Cornaglia-Director Mr. Tommaso Cornaglia-Director Mr. Pier Mario Cornaglia-Honorary President Mr. Giovanni De Filippis-Director Mr. Roop Salotra-Director Mr. Milap Jain-Director Mr. Rishi Gupta-Company Secretary (till November 19, 2022)
Chairman Emeritus	Mr. D.K. Jain

Related Party Transactions	March 31, 2024	March 31, 2023
<b>(a) Officine Metallurgiche G. Cornaglia SPA (Italy)</b>		
(i) Purchase of Raw materials	21.35	63.43
<b>(b) Cor-Filters (Italy)</b>		
(i) Sale of finished goods	139.86	47.78
<b>(c) Lumax Auto Technologies Limited</b>		
(i) Purchase of Raw materials	697.20	1,242.24
(ii) Sales of finished goods	1.97	0.98
(iii) Expenses reimbursement	-	4.43
<b>(d) Lumax Industries Limited</b>		
(i) Rent paid	-	0.16
<b>(e) Lumax Tours &amp; Travels Limited</b>		
(i) Travelling Expenses	42.99	35.18
<b>(f) Lumax Charitable Foundation</b>		
(i) CSR expenditure	31.30	17.70
<b>(g) Lumax Management Services Private Limited</b>		
(i) Services availed	2.06	8.56
<b>(h) Cornaglia Poland</b>		
(i) Purchase of Capital Goods	-	83.10
<b>(i) Rishi Gupta</b>		
(i) Managerial Remuneration	-	4.99
<b>(j) D.K. Jain</b>		
(i) Remuneration of Chairman emeritus	24.00	27.43

Balances at the year end

Particulars	March 31, 2023	March 31, 2022
<b>Trade payables</b>		
Lumax Tours & Travels Limited	4.90	3.21
Lumax Management Services Private Limited	-	-
Lumax Auto Technologies Limited	154.08	136.19
Cornaglia Poland	-	34.64
	<b>158.98</b>	<b>174.04</b>
<b>Trade receivables</b>		
Cor-Filters (Italy)	52.88	33.48
Lumax Auto Technologies Limited	-	0.98
	<b>52.88</b>	<b>34.46</b>

The transactions with related parties are made on terms equivalent to those that prevail in arm's length transactions. Outstanding balances at the year-end are unsecured and interest free and settlement occurs in cash. There have been no guarantees provided or received for any related party receivables or payables. For the year ended March 31, 2024, the Company has not recorded any impairment of receivables relating to amounts owed by related parties. This assessment is undertaken each financial year through examining the financial position of the related party and the market in which the related party operates.

\*Does not include provision for gratuity and compensated absences for all Directors as such provision are for the company as a whole.



### 35 Gratuity and other post-employment benefit plans

The gratuity plan is governed by the Payment of Gratuity Act, 1972. Under the Act, employees who has completed five years of service is entitled to specific benefit. The level of benefits provided depends on the employee's length of service and salary at retirement age. The scheme is funded with an insurance company in the form of qualifying insurance policy.

During the year, the Company has recognized the following amounts in the statement of profit and loss :

#### A) Defined contribution plans

	March 31, 2024	March 31, 2023
Employer's contribution to provident and other funds	39.03	38.16

#### B) Defined Benefit plans ("DBO")

a) The following tables summarise the components of net benefit expense recognised in the Statement of profit or loss and the funded status and amounts recognised in the balance sheet for the respective plans:

	March 31, 2024	March 31, 2023
	Gratuity	Gratuity
<b>Cost for the year included under employee benefit</b>		
Current service cost	14.76	10.23
Interest cost	0.13	0.12
<b>Net benefit expense</b>	<b>14.89</b>	<b>10.35</b>

#### b) Amounts recognised in other comprehensive income (OCI)

	March 31, 2024	March 31, 2023
	Gratuity	Gratuity
<b>Opening amount recognised in OCI</b>	<b>(34.48)</b>	<b>(30.86)</b>
Remeasurement for the year - Obligation (Gain)	(3.01)	(3.70)
Remeasurement for the year - Plan Assets Loss	0.14	0.08
<b>Remeasurement gain on defined benefit plans</b>	<b>(2.87)</b>	<b>(3.62)</b>
<b>Closing amount recognised in OCI</b>	<b>(37.35)</b>	<b>(34.48)</b>

#### c) Mortality table

	March 31, 2024	March 31, 2023
	Gratuity	Gratuity
<b>Mortality table</b>	IALM*(2012-14)	IALM*(2012-14)
<b>Economic assumptions</b>		
1 Discount rate	7.20%	7.50%
2 Rate of increase in compensation levels	8.00%	8.00%
3 Rate of return on plan assets	7.50%	7.00%
<b>Demographic assumptions</b>		
1 Expected average remaining working lives of employees (years)	10.02	10.44
2 Retirement Age (years)	58 years	58 years
3 Mortality Rate	Indian Assured Lives Mortality (2012-14) ultimate	
<b>Withdrawal Rate</b>		
1 upto 30 years	8.00%	8.00%
2 Ages from 31-40	8.00%	8.00%
3 Ages from 41-50	8.00%	8.00%
4 Above 50 years	8.00%	8.00%

The estimates of future salary increases, considered in actuarial valuation, take account of inflation, seniority, promotion and other relevant factors, such as supply and demand in the employment market.

\*Indian Assured Lives Mortality.



d) Net (assets) / liabilities recognized in the Balance Sheet and experience adjustments on actuarial gain / (loss) for defined benefit Gratuity

	March 31, 2024	March 31, 2023
Benefit obligation as at the beginning of the year	34.66	27.50
Transfer in/(out)	-	0.53
Current service cost	14.76	10.23
Interest cost	2.51	1.90
Benefit paid	(2.47)	(1.80)
Actuarial loss/(gain)	(3.01)	(3.70)
<b>Benefit obligation at the end of the year</b>	<b>46.45</b>	<b>34.66</b>

e) Table showing changes in the fair value of plan assets:

	March 31, 2024	March 31, 2023
Opening fair value of plan assets	26.01	26.15
Interest Income	2.38	1.78
Contribution made during the year	13.18	0.32
Benefits paid	(1.75)	(1.80)
Mortality charges	(0.27)	(0.36)
Actuarial loss on plan assets	(0.14)	(0.08)
<b>Closing fair Value of plan asset</b>	<b>39.41</b>	<b>26.01</b>

f) Benefit (asset) / liability:

	March 31, 2024	March 31, 2023
Present value of defined benefit obligation	46.45	34.66
Fair value of plan assets	(39.41)	(26.01)
<b>Net liability</b>	<b>7.04</b>	<b>8.65</b>
<b>Current</b>	<b>7.04</b>	<b>8.65</b>
<b>Non-current</b>	<b>-</b>	<b>-</b>
<b>Total</b>	<b>7.04</b>	<b>8.65</b>

g) Major category of plan assets (As a % of total plan assets)

	March 31, 2024	March 31, 2023
Investment with the insurer	100%	100%

h) A quantitative sensitivity analysis for significant assumption as at March 31, 2024 and March 31, 2023 is as shown below:

	March 31, 2024	March 31, 2023
	Gratuity	Gratuity
<b>A. Discount rate</b>		
Effect on DBO due to 1% increase in Discount Rate	42.63	31.72
Effect on DBO due to 1% decrease in Discount Rate	50.87	38.09
<b>B. Salary escalation rate</b>		
Effect on DBO due to 1% increase in Salary Escalation Rate	50.11	37.69
Effect on DBO due to 1% decrease in Salary Escalation Rate	43.02	32.00
<b>C. Withdrawal rate</b>		
Effect on DBO due to 1% increase in Withdrawal rate	46.24	34.56
Effect on DBO due to 1% decrease in Withdrawal rate	46.69	34.79

i) The undiscounted expected benefit payments in future years is as follows:

	March 31, 2024	March 31, 2023
Within 1 year	1.94	1.66
1- 5 Years	17.93	13.31
More than 5 years	59.02	51.71
<b>Total</b>	<b>78.89</b>	<b>66.68</b>

This space has been intentionally left blank



36 Commitments and contingencies

a) Capital and other commitments

(1) Estimated amount of contracts remaining to be executed on capital account and not provided for:

Capital commitments are INR 53.61 lakhs (March 31, 2023: INR 24.46 lakhs), net of advances.

(b) Contingent liabilities

	March 31, 2024	March 31, 2023
<b>Claims against the Company not acknowledged as debts</b> During the year, the Company has received a Show Cause Notice dated November 14, 2022 from Goods and Service Tax Department based on the allegations that ITC cannot be claimed upon the service of transportation of employees for the period August 2017 to February 2020. The Company has filed an appeal on June 15, 2023 against the disputed amount of INR 16.79 lakhs (excluding interest and penalty) before Deputy Commissioner (Appeals) and is confident that no liability will devolve in this regard.	16.79	-
During the year, the Company had received order under Section 143(1) of the Income Tax Act for A.Y. 2021-22 from the Income Tax department making an addition of income of INR 92.95 lakhs (Tax under dispute: 23.39 lakhs) u/s 41(1) of the Act. The Company has filed an appeal with the Commissioner of Income Tax (Appeals) against the said demand.	23.39	-



37 Significant accounting judgements, estimates and assumptions

The preparation of the Company's financial statements requires management to make judgements, estimates and assumptions that affect the reported amounts of revenues, expenses, assets and liabilities, and the accompanying disclosures, and the disclosure of contingent liabilities. Uncertainty about these assumptions and estimates could result in outcomes that require a material adjustment to the carrying amount of assets or liabilities affected in future periods.

I Judgements

In the process of applying the Company's accounting policies, management has made the following judgements, which have the most significant effect on the amounts recognised in the financial statements:

a) Assessment of lease term

In determining the lease term, management considers all facts and circumstances that create an economic incentive to exercise an extension option, or not exercise a termination option. Extension options (or periods after termination options) are only included in the lease term if the lease is reasonably certain to be extended (or not terminated). The assessment is reviewed if a significant event or a significant change in circumstances occurs which affects this assessment and that is within the control of the lessee.

b) Revenue from contracts with customers

The Company applied the following judgments that significantly affect the determination of the amount and timing of revenue from contracts with customers:

• Determining method to estimate variable consideration and assessing the constraint

Certain contracts for the sale of products include a right of price revision on account of change of commodity prices/purchase price that give rise to variable consideration. In estimating the variable consideration, the Company is required to use either the expected value method or the most likely amount method based on which method better predicts the amount of consideration to which it will be entitled.

II Estimates and assumptions

The key assumptions concerning the future and other key sources of estimation uncertainty at the reporting date, that have a significant risk of causing a material adjustment to the carrying amounts of assets and liabilities within the next financial year, are described below. The Company based its assumptions and estimates on parameters available when the financial statements were prepared. Existing circumstances and assumptions about future developments, however, may change due to market changes or circumstances arising that are beyond the control of the Company. Such changes are reflected in the assumptions when they occur.

a) Property, plant and equipment

The useful lives and residual values of property, plant and equipment are determined by the management based on technical assessment by the management. The Company believes that the derived useful life best represents the period over which the Company expects to use these assets.

b) Taxes

Uncertainties exist with respect to the interpretation of complex tax regulations, changes in tax laws, and the amount and timing of future taxable income. Given the wide range of business relationships and the long-term nature and complexity of existing contractual agreements, differences arising between the actual results and the assumptions made, or future changes to such assumptions, could necessitate future adjustments to tax income and expense already recorded. The Company establishes provisions, based on reasonable estimates. The amount of such provisions is based on various factors, such as experience of previous tax audits and differing interpretations of tax regulations by the taxable entity and the responsible tax authority.

Such differences of interpretation may arise on a wide variety of issues depending on the conditions prevailing in the respective domicile of the companies.

c) Gratuity benefit

The cost of defined benefit plans (i.e. Gratuity benefit) is determined using actuarial valuations. An actuarial valuation involves making various assumptions which may differ from actual developments in the future. These include the determination of the discount rate, future salary increases, mortality rates and future pension increases. Due to the complexity of the valuation, the underlying assumptions and its long-term nature, a defined benefit obligation is highly sensitive to changes in these assumptions. All assumptions are reviewed at each reporting date. In determining the appropriate discount rate, management considers the interest rates of long term government bonds with extrapolated maturity corresponding to the expected duration of the defined benefit obligation. The mortality rate is based on publicly available mortality tables for the specific countries. Future salary increases and pension increases are based on expected future inflation rates for the respective countries. Further details about the assumptions used, including a sensitivity analysis, are given in Note 35.

d) Fair value measurement of financial instrument

When the fair value of financial assets and financial liabilities recorded in the balance sheet cannot be measured based on quoted prices in active markets, their fair value is measured using valuation techniques including the Discounted Cash Flow (DCF) model. The inputs to these models are taken from observable markets where possible, but where this is not feasible, a degree of judgement is required in establishing fair values. Judgements include considerations of inputs such as liquidity risk, credit risk and volatility. Changes in assumptions about these factors could affect the reported fair value of financial instruments.

e) Impairment of financial assets

The impairment provisions of financial assets are based on assumptions about risk of default and expected loss rates. The Company uses judgement in making these assumptions and selecting the inputs to the impairment calculation, based on Company's past history, existing market conditions as well as forward looking estimates at the end of each reporting period.

f) Impairment of non-financial assets

Impairment exists when the carrying value of an asset or cash generating unit exceeds its recoverable amount, which is the higher of its fair value less costs of disposal and its value in use.

The fair value less costs of disposal calculation is based on available data from binding sales transactions, conducted at arm's length, for similar assets or observable market prices less incremental costs for disposing of the asset. The value in use calculation is based on a DCF model. The cash flows are derived from the budget for the next five years and do not include restructuring activities that the Company is not yet committed to or significant future investments that will enhance the asset's performance of the CGU being tested. The recoverable amount is sensitive to the discount rate used for the DCF model as well as the expected future cash-inflows and the growth rate used for extrapolation purposes. These estimates are also relevant to other intangibles. During the year the Company has done the impairment assessment of non-financial assets and have concluded that there is no impairment in value of non-financial assets as appearing in the financial statements.

g) Lease incremental borrowing rate

The Company cannot readily determine the interest rate implicit in the lease, therefore its incremental borrowing rate (IBR) to measure lease liability. The IBR is the rate of interest that the Company would have to pay to borrow over similar term, and with a similar security, the fund necessary to obtain an asset of a similar value to the Right-to-use assets in as similar economic environments. The IBR therefore effects what the Company "would have to pay" which requires estimates when no observable rates are available or when they need to be adjusted to reflect the term and conditions of the lease. The Company estimates the IBR using observable inputs such as market interest rates when available.



### 38 Capital Management

For the purpose of the Company's capital management, capital includes issued equity capital, all equity reserves attributable to the equity holders of the Company. The primary objective of the Company's capital management is to maximise the shareholders' value.

The Company manages its capital structure and makes adjustments in light of changes in economic conditions and the requirements of the financial covenants, if any. To maintain or adjust the capital structure, the Company reviews the fund management at regular intervals and take necessary actions to maintain the requisite capital structure.

The Company monitors capital using a gearing ratio, which is net debt divided by total capital plus net debt. The company includes within net debt, interest bearing loans and borrowings, less cash and cash equivalents. No changes were made in the objectives, policies or processes for managing capital during the year ended March 31, 2024 and March 31, 2023.

	March 31, 2024	March 31, 2023
Total Borrowings* (refer note 16)	99.93	281.68
Less: cash and cash equivalents (restricted to total debts)	(99.93)	(281.68)
<b>Net debts (A)</b>	-	-
<b>Capital</b>		
Equity Share capital (refer note 14)	683.76	683.76
Other equity (refer note 15)	6,604.03	5,335.30
<b>Total equity (B)</b>	<b>7,287.79</b>	<b>6,019.06</b>
<b>Capital and net debt (A+B)</b>	<b>7,287.79</b>	<b>6,019.06</b>
<b>Gearing ratio (%)</b>	<b>0%</b>	<b>0%</b>

\* Excluding lease liabilities

### 39 Fair values

Set out below, is a comparison by class of the carrying amounts and fair value of the Company's financial instruments.

#### a) Fair value of financial assets:

	Carrying values		Fair values	
	March 31, 2024	March 31, 2023	March 31, 2024	March 31, 2023
<b>Financial assets measured at amortised cost</b>				
Trade receivables	1,470.86	1,935.40	1,470.86	1,935.40
Cash and cash equivalents	524.22	485.69	524.22	485.69
Other Bank balances	1,100.00	200.00	1,100.00	200.00
Loans	0.93	2.46	0.93	2.46
Other financial assets	314.37	222.12	314.37	222.12
<b>Total</b>	<b>3,410.38</b>	<b>2,845.67</b>	<b>3,410.38</b>	<b>2,845.67</b>

#### b) Fair value of financial liabilities:

	Carrying values		Fair values	
	March 31, 2024	March 31, 2023	March 31, 2024	March 31, 2023
<b>Financial liabilities measured at amortised cost</b>				
Borrowings	99.93	281.68	99.93	281.68
Lease liabilities	3,479.64	3,852.69	3,479.64	3,852.69
Trade payables	2,144.35	1,662.49	2,144.35	1,662.49
Other financial liabilities	445.13	164.79	445.13	164.79
<b>Total</b>	<b>6,169.05</b>	<b>5,961.65</b>	<b>6,169.05</b>	<b>5,961.65</b>

#### Discount rate used in determining fair value

The interest rate used to discount estimated future cash flows, where applicable, are based on the incremental borrowing rate of borrower which in case of financial liabilities is average market cost of borrowings of the Company and in case of financial asset is the average market rate of similar credit rated instrument. The Company maintains policies and procedures to value financial assets or financial liabilities using the best and most relevant data available.

The fair value of the financial assets and liabilities is included at the amount at which the instrument could be exchanged in a current transaction between willing parties, other than in a forced or liquidation sale.



#### 40 Fair value hierarchy

All financial instruments for which fair value is recognised or disclosed are categorised within the fair value hierarchy, described as follows, based on the lowest level input that is significant to the fair value measurement as a whole.

Level 1: Quoted (unadjusted) prices in active markets for identical assets or liabilities.

Level 2: Valuation techniques for which the lowest level input that has a significant effect on the fair value measurement are observable, either directly or indirectly.

Level 3: Valuation techniques for which the lowest level input which has a significant effect on the fair value measurement is not based on observable market data.

The following table provides the fair value measurement hierarchy of the Company's assets and liabilities.

##### (a) Quantitative disclosures of fair value measurement hierarchy for assets as at March 31, 2024:

	Total (Carrying value)	Quoted prices in active markets (Level 1)	Significant observable inputs (Level 2)	Significant unobservable inputs (Level 3)
Trade receivables	1,470.86	-	-	1,470.86
Cash and cash equivalents	524.22	-	-	524.22
Other Bank balances	1,100.00	-	-	1,100.00
Loans	0.93	-	-	0.93
Other financial assets	314.37	-	-	314.37
<b>Total</b>	<b>3,410.38</b>	-	-	<b>3,410.38</b>

##### (b) Quantitative disclosures of fair value measurement hierarchy for liabilities as at March 31, 2024:

	Total (Carrying value)	Quoted prices in active markets (Level 1)	Significant observable inputs (Level 2)	Significant unobservable inputs (Level 3)
Borrowings	99.93	-	-	99.93
Lease liabilities	3,479.64	-	-	3,479.64
Trade payables	2,144.35	-	-	2,144.35
Other financial liabilities	445.13	-	-	445.13
<b>Total</b>	<b>6,169.05</b>	-	-	<b>6,169.05</b>

Note: There have been no transfer between level 1 and level 2 during the year ended March 31, 2024.

##### (c) Quantitative disclosures of fair value measurement hierarchy for assets as at March 31, 2023:

	Total (Carrying value)	Quoted prices in active markets (Level 1)	Significant observable Inputs (Level 2)	Significant unobservable inputs (Level 3)
Trade receivables	1,935.40	-	-	1,935.40
Cash and cash equivalents	485.69	-	-	485.69
Other bank balance	200.00	-	-	200.00
Loans	2.46	-	-	2.46
Other financial assets	222.12	-	-	222.12
<b>Total</b>	<b>2,845.67</b>	-	-	<b>2,845.67</b>

##### (d) Quantitative disclosures of fair value measurement hierarchy for liabilities as at March 31, 2023:

	Total (Carrying value)	Quoted prices in active markets (Level 1)	Significant observable Inputs (Level 2)	Significant unobservable inputs (Level 3)
Borrowings	281.68	-	-	281.68
Lease liabilities	3,852.69	-	-	3,852.69
Trade payables	1,662.49	-	-	1,662.49
Other financial liabilities	164.79	-	-	164.79
<b>Total</b>	<b>5,961.65</b>	-	-	<b>5,961.65</b>

Note: There have been no transfer between level 1 and level 2 during the year ended March 31, 2023.



#### 41 Financial risk management objectives and policies

The Company's principal financial liabilities comprise of trade and other payables, lease liabilities, borrowings, security deposits and payables for property, plant and equipment. The main purpose of these financial liabilities is to finance the Company's operations. The Company's principal financial assets include trade and other receivables, cash, fixed deposits and security deposits that derive directly from its operations.

The Company is exposed to market risk, credit risk and liquidity risk. The Company's management oversees the management of these risks. The Company's management is supported by Finance department that advises on financial risks and the appropriate financial risk governance framework for the Company. The Finance department provides assurance to the Company's senior management that the Company's financial risk activities are governed by appropriate policies and that financial risks are identified, measured and managed in accordance with the Company's policies and risk objectives. It is the Company's policy that no trading in derivatives for speculative purposes may be undertaken. The Board of Directors reviews and agrees policies for managing each of these risks, which are summarised below.

##### A. Market risk

Market risk is the risk that the fair value of future cash flows of a financial instrument will fluctuate because of changes in market prices. Market risk comprises three types of risk: interest rate risk, and currency risk and . Financial instrument effected by market risk include loans, borrowings, and deposits.

The sensitivity analyses in the following sections relate to the position as at March 31, 2024 and March 31, 2023.

##### i) Interest rate risk

Interest rate risk is the risk that the fair value or future cash flows of a financial instrument will fluctuate because of changes in market interest rates. The Company's interest bearing financial liabilities includes borrowings with fixed interest rates.

The Company's fixed rate borrowings are carried at amortised cost. They are therefore not subject to interest rate risk as defined in Ind AS 107, since neither the carrying amount nor the future cash flows will fluctuate because of a change in market interest rates.

Interest rate risk exposure

The Company's variable rate borrowing is subject to interest rate fluctuations. Below is the overall exposure of the borrowing:

Particulars	As at March 31, 2024	As at March 31, 2023
Variable rate borrowing	74.72	260.02
Fixed rate borrowing	25.21	21.66
<b>Total borrowings</b>	<b>99.93</b>	<b>281.68</b>

##### Sensitivity

Profit or loss and equity is sensitive to higher/ (lower) interest expense from borrowings as a result of changes in interest rates.

Particulars	As at March 31, 2024	As at March 31, 2023
<b>Interest sensitivity</b>		
Increase by 1% (March 31, 2023: 1%)	0.75	2.60
Decrease by 1% (March 31, 2023: 1%)	(0.75)	(2.60)

##### ii) Foreign currency risk

Foreign currency risk is the risk that the fair value or future cash flows of an exposure will fluctuate because of changes in foreign exchange rates. The Company's exposure to the risk of changes in foreign exchange rates relates primarily to the Company's operating activities (when revenue or expense is denominated in a foreign currency).

The Company transacts business in local currency as well as in foreign currency. The Company has foreign currency trade payables and receivables and is therefore, exposed to foreign exchange risk.

##### Foreign currency sensitivity

The following tables demonstrate the sensitivity to a reasonably possible change in foreign exchange rates, with all other variables held constant. The impact on the Company's profit before tax is due to changes in the fair value of monetary assets and liabilities.

Exposure gain/(loss)	March 31, 2024		March 31, 2023	
	Change +5%	Change -5%	Change +5%	Change -5%
Trade Payable	(11.46)	11.46	(11.04)	11.04
Trade Receivable	5.67	(5.67)	7.22	(7.22)





## B. Credit risk

Credit risk is the risk that counterparty will not meet its obligations under a financial instrument or customer contract, leading to a financial loss. The Company is exposed to credit risk from its operating activities (primarily trade receivables) and from its investing activities, including deposits with banks and financial institutions and other financial instruments.

### Trade receivables

Customer credit risk is managed by the Company subject to the Company's established policy, procedures and control relating to customer credit risk management. Credit quality of a customer is assessed based on an extensive credit rating. Outstanding customer receivables are regularly monitored.

An impairment analysis is performed at each reporting date on an individual basis for major clients. In addition, a large number of minor receivables are grouped into homogenous groups and assessed for impairment collectively. The maximum exposure to credit risk at the reporting date is the carrying value of financial assets (trade receivable).

Further, the Company's customer base majorly includes Original Equipment Manufacturers (OEMs), Large Corporates and Tier-1 vendors of OEMs. Based on the past trend of recoverability of outstanding trade receivables, the Company has not incurred material losses on account of credit impairment. Hence, no adjustment has been made on account of Expected Credit Loss (ECL).

## C. Liquidity risk

Liquidity risk is the risk that the Company may not be able to meet its present and future cash and collateral obligations without incurring unacceptable losses. The Company's objective is to, at all times maintain optimum levels of liquidity to meet its cash and collateral requirements. The Company closely monitors its liquidity position and deploys a robust cash management system. It maintains adequate sources of financing including loans from banks at an optimised cost.

The table below summarises the maturity profile of the Company's financial liabilities based on contractual undiscounted payments:

March 31, 2024	On Demand	Less than 1 year	1 to 5 years	> 5 years	Total
Borrowings	-	85.47	14.46	-	99.93
Lease liabilities	-	530.64	2,275.72	1,839.77	4,646.13
Trade and other payables	-	2,107.82	36.53	-	2,144.35
Other financial liabilities	-	445.13	-	-	445.13
<b>Total</b>	<b>-</b>	<b>3,169.06</b>	<b>2,326.71</b>	<b>1,839.77</b>	<b>7,335.54</b>

March 31, 2023	On demand	Less than 1 year	1 to 5 years	> 5 years	Total
Borrowings	40.64	151.20	89.84	-	281.68
Lease liabilities	-	543.19	2,905.71	1,851.42	5,300.32
Trade and other payables	-	1,662.49	-	-	1,662.49
Other financial liabilities	-	164.79	-	-	164.79
<b>Total</b>	<b>40.64</b>	<b>2,521.67</b>	<b>2,995.55</b>	<b>1,851.42</b>	<b>7,409.28</b>

## D. Commodity risk

The Company is affected by the price volatility of certain commodities. Its operating activities require the ongoing purchases of steel & Plastic granuals which are volatile products and are major component of end product. The prices in these purchase contracts are linked to the price of raw steel & plastic granuals and demand supply matrix. However, at present, the Company do not hedge its raw material procurements, as the price of the final product of the Company also vary with the price of underlying commodity which mitigate the risk of price volatility.

- 42 The management has analysed that no significant warranty claim is received by the Company in earlier years against the goods manufactured by the Company. Therefore, the Company has not made any provision for warranties and claims in its books of accounts for the year ended March 31, 2024.
- 43 Revenue from contracts with customers is measured by the Company at the transaction price i.e. amount of consideration received/ receivable in exchange of transferring goods or services to the customers. In determining the transaction price for the sale of goods, the Company considers the effect of price adjustments, to be claimed/ passed on to the customers, based on various cost parameters like raw material and other costs.

The Company is required to pass on the savings in variable cost from the billed sales price for which the final negotiations with the customer is ongoing and will be settled in near future. The total estimated liabilities outstanding as at March 31, 2024 INR 348.41 lakhs (March 31, 2023: INR 137.83 lakhs), which management believes is sufficient to discharge liabilities.

This space has been intentionally left blank



44 Ratios analysis

Particulars	As at/for the year ended March 31, 2024	As at/for the year ended March 31, 2023	% Change	Reason for variance (>+/-25%)
<b>(a) Current Ratio,</b>	<b>1.49</b>	<b>1.68</b>	<b>-11%</b>	
Current Assets	4,795.03	4,448.72		
Current Liability	3,212.66	2,655.22		
<b>(b) Debt-Equity Ratio,</b>	<b>0.49</b>	<b>0.89</b>	<b>-28%</b>	Majorly due to decrease in lease liabilities & increase in shareholder's equity
Total Debt + Lease Liabilities	3,579.57	4,134.37		
Shareholder's Equity	7,287.79	6,019.06		
<b>(c) Debt Service Coverage Ratio,</b>	<b>3.25</b>	<b>4.59</b>	<b>-29%</b>	Majorly due to decrease in profit
Profit after tax + Interest + Depreciation	2,413.24	2,116.71		
Principal repayment + Interest payments + Lease payments	743.67	461.37		
<b>(d) Return on Equity Ratio,</b>	<b>0.19</b>	<b>0.27</b>	<b>-30%</b>	Majorly due to increase in shareholder's equity & decrease in profit
Profit after tax	1,266.58	1,442.34		
Average Shareholder's Equity	6,653.43	5,296.54		
<b>(e) Inventory turnover ratio,</b>	<b>6.75</b>	<b>5.88</b>	<b>15%</b>	
Cost of goods sold	9,557.23	8,079.47		
Average Inventory	1,414.89	1,373.91		
<b>(f) Trade Receivables turnover ratio,</b>	<b>9.24</b>	<b>7.86</b>	<b>17%</b>	
Sales	15,732.81	13,481.21		
Average Trade Receivable	1,703.13	1,714.65		
<b>(g) Trade payables turnover ratio,</b>	<b>4.88</b>	<b>5.28</b>	<b>-8%</b>	
Purchase	9,289.08	8,431.51		
Average Trade payable	1,903.42	1,595.46		
<b>(h) Net capital turnover ratio,</b>	<b>9.94</b>	<b>7.52</b>	<b>32%</b>	Majorly due to increase in sale & decrease in working capital
Sales	15,732.81	13,481.21		
Working Capital	1,582.37	1,793.50		
<b>(i) Net profit ratio,</b>	<b>0.08</b>	<b>0.11</b>	<b>-25%</b>	Majorly due to decrease profit
Profit after tax	1,266.58	1,442.34		
Revenue from contract with customers	15,732.81	13,481.21		
<b>(j) Return on Capital employed,</b>	<b>0.18</b>	<b>0.20</b>	<b>-8%</b>	
Profit before tax + Interest	1,997.95	2,039.81		
Capital employed (Tangible networth + Total Debt (including lease liabilities) + Deferred tax liability)	11,058.98	10,364.40		
<b>(k) Return on investment</b>	<b>-</b>	<b>-</b>	<b>-</b>	Not applicable
Return on investment	-	-		
Weighted average investment	-	-		

45 Other Statutory Information

- (i) The Company does not have any Benami property, where any proceeding has been initiated or pending against the Company for holding any Benami property under the Benami Transactions (Prohibition) Act, 1988 and rules made thereunder.
- (ii) The Company does not have transactions with struck off companies.
- (iii) The Company does not have any charges or satisfaction which is yet to be registered with ROC beyond the statutory period.
- (iv) The Company has not traded or invested in Crypto currency or Virtual Currency during the financial year.
- (v) The Company has not advanced or loaned or invested funds to any other person(s) or entity(ies), including foreign entities (Intermediaries) with the understanding that the Intermediary shall:
  - (a) directly or indirectly lend or invest in other persons or entities identified in any manner whatsoever by or on behalf of the company (Ultimate Beneficiaries) or
  - (b) provide any guarantee, security or the like to or on behalf of the Ultimate Beneficiaries
- (vi) The Company has not received any fund from any person(s) or entity(ies), including foreign entities (Funding Party) with the understanding (whether recorded in writing or otherwise) that the Company shall:
  - (a) directly or indirectly lend or invest in other persons or entities identified in any manner whatsoever by or on behalf of the Funding Party (Ultimate Beneficiaries) or
  - (b) provide any guarantee, security or the like on behalf of the Ultimate Beneficiaries,
- (vii) The Company does not have any such transaction which is not recorded in the books of accounts that has been surrendered or disclosed as income during the year in the tax assessments under the Income Tax Act, 1961 (such as, search or survey or any other relevant provisions of the Income Tax Act, 1961).



- 46 The Company's business activity falls within a single business segment i.e. manufacturing and trading of Automotive Components and therefore, segment reporting in terms of Ind AS 108 on Segmental Reporting is not applicable.
- 47 The Company has used accounting software for maintaining its books of account which has a feature of recording audit trail (edit log facility and the same has operated throughout the year for all relevant transactions recorded in the software, except that audit trail feature is not enabled at the database level insofar as it relates to SAP HANA accounting software and audit trail feature is also not enabled for certain changes made using privileged/ administrative access rights to the SAP HANA applications. The Company is in the process of enabling the audit trail feature completely.

As per our report of even date  
**S.R. Batliboi & Co. LLP**  
Chartered Accountants  
ICAI Firm Registration No.: 301003E/E300005




**Amit Yadav**  
Partner  
Membership No. 501753

For and on behalf of the Board of Directors of  
**Lumax Cornaglia Auto Technologies Private Limited**



**Deepak Jain**  
Chairman  
DIN: 00004972



**Vikas Marwah**  
Director  
DIN: 08705643

Place : New Delhi  
Date : May 23, 2024



Place : Gurugram  
Date : May 23, 2024

